






Horseshoe Pitching NEWSLINE

Official Publication of the National Horseshoe Pitchers Association

VOL. 19, NO. 5

SEPTEMBER/OCTOBER 2007

2007 WORLD TOURNAMENT ISSUE



Full World Tournament Results Inside

TOURNAMENT TRAVEL CONTACTS

The following is a list of all NHPA Regional Directors and the states or territory they cover. Those of you who travel and want to get out-of-area tournament information, are encouraged to contact the appropriate Regional Director. Each RD maintains a full list of all NHPA sanctioned tournaments in their area. If your travel plans call for stops in several states and you need multiple site information, you might want to write the NHPA 1st Vice-President who is in charge of all RDs. He should have copies of all the state schedules. The address for the 1st VP can be found on page 3 of this publication.

REGION	REGIONAL DIRECTOR				
26. Alabama	Ron Kindrick	24. Iowa	C. Leo Buell	40. North Carolina	Glenn Mitchell
678 Williamson Kindrick Trail Eclectic, AL 36024 (334) 541-2720 ron@cmielectronics.com		1809 Lakeside Drive Iowa City, IA 52240 (319) 338-8256 clbnj@netscape.com		5638 River Rd. N. Wilkesboro, NC 28659 (336) 838-2565 lgmitchell33@charter.net	
52. Alaska	Tom Bowers	18. Kansas	Monica Vaughan	15. North Dakota	Clint Bryson
P.O. Box 627 Palmer, AK 99645 (907) 376-2466 tomyobow@gci.net		16841 Dwyer Rd Bonner Springs, KS 66012 (913) 724-2185 ofer@kcnnet.com		901 Custer Street Belle Fourche, SD 57717 (605) 892-2195 cmb@rushmore.com	
10. Arizona	Larry Ingraham	32. Kentucky	Monty Roberts	36. Ohio	Dan Sanders
36408 N. Black Canyon Hwy. Lot 351 Anthem, AZ 85086 (623) 465-8351		Box 637 Warsaw, KY 41095 (859) 567-8511		42 Scioto Street Powell, OH 43065 (614) 596-5666 dsanderling@yahoo.com	
21. Arkansas	Duane Moody	27. Louisiana	Ron Latiolais	20. Oklahoma	David Montgomery
4628 County RD 36 Mountain Home, AR 72653 (870) 481-6980		12102 Turry Road Gonzales, LA 70737 (225) 647-4992 ronlatch@etigers.net		1824 Rhythm Road Midwest City, OK 73130 (405) 741-6491 nancyndavid@cox.net	
3. California No.	Gail Sluys	45. Maine	See New England	2. Oregon	Rick Rebman
1721 San Ramon Way Santa Rosa, CA 95409 (707) 538-3128 gsluys@sbcglobal.net		42. Maryland	Don Lawyer	80037 Ross Lane Hermiston, OR 97838 (541) 567-8560	
4. California So.	Hal Griswold	730 Hickok Trail Lusby, MD 20657 (410) 326-2070 horseshoedon@comcast.net		39. Pennsylvania	Darle Esh
32612 Balearic Road Dana Point, CA 92629 (949) 496-0577 setibird@yahoo.com		48. Massachusetts	See New England	68 Solitude Road Milroy, PA 17063 (717) 667-3108	
61-72. Canada	Jack Adams	30. Michigan	Steve Summerlin	50. Rhode Island	See New England
35 O'Neil Crescent Saskatoon, SK Canada S7N 1W7 (306) 373-5184		P.O. Box 536 Webberville, MI 48892 (517) 521-1262 summerlin@cablespeed.com		41. South Carolina	Ron Taylor
13. Colorado	Don Conklin	23. Minnesota	Jerry LaBrosse	1915 Molly Circle York, SC 29745 (803) 684-1453 hawgiaw47@compurium.net	
898 Sycamore Avenue Boulder, CO 80303 (303) 499-9091 don_conklin_realty@hotmail.com		8170 Fern Lane Greenfield MN 55357 (763) 498-7353 jlabro6186@aol.com		16. South Dakota	See North Dakota
49. Connecticut	See New England	25. Mississippi	See Alabama	33. Tennessee	Dexter Stallings
43. Delaware	Harold Harget	19. Missouri	Elwyn Cooper	731 Reed Drive Powell, TN 37849 (865) 947-7865	
65 Springflower Pl. Magnolia, DE 19962 (302) 284-4794 hharget@earthlink.net		6920 N.W. 78 th Street Kansas City, MO 64152 (816) 741-0043 ivdead@hotmail.com		22. Texas	Jim Anderson
35. Florida	Ron Deckard	11. Montana	Wayne Bennett	PO Box 154026 Waco, TX 76715 (254) 757-3117 thpajc@zcloud.net	
7302 Brookview Circle Tampa, FL 33634 (813) 884-2932 deckardr@verizon.net		1520 Beartooth Road Wolf Creek, MT 59648 (406) 235-4062 wands@iml.net		9. Utah	Gary Wood
34. Georgia	Jerome Kennedy	17. Nebraska	Pat Wemhoff	525 S 3rd West Salem, Utah 84653 (801) 423-1058	
Rt. 2, Box 1315 Hawkinsville, GA 31036 (478) 892-3885		255 6 th Avenue, South Columbus, NE 68601 (402) 564-7323		46. Vermont	See New England
6. Hawaii	Myrtle May L. Kamoku	7. Nevada	Don Weaver	38. Virginia	Kevin Snelgrove
P. O. Box 273 Anahola, Hawaii 96703 (808) 821-0602 myrtlemae@hawaiiink.net		2206 Sunnyslope Avenue Las Vegas, NV 89119 (702) 736-7348 donatlasvegas@aol.com		P.O. Box 625 Stuarts Draft, VA 24477 (540) 337-4689 zzsnel@vahpa.com	
8. Idaho	David Spears	47. New Hampshire	See New England	1. Washington	Vey Allen
845 E. 16th N. Mountain Home, ID 83647 (208) 695-8362 davidspears@roadrunner.com		51. New England	Leo Michaud	1105 Ione Drive Benton City, WA 99320-4523 (509) 588-3351 veyallen@verizon.net	
29. Illinois	Dave Shreve	379 Hodges Street Taunton, MA 02780 (508) 822-9610 loonpnd@comcast.net		37. West Virginia	Ken Wilhelm
2127 Lynn Street Cahokia, IL 62206 (618) 332-2599 hrshuz@sbcglobal.net		51. New Jersey	Bruce Conord	406 Stealy Avenue Clarksburg, WV 26301 (304) 641-1265 hepzibah69@yahoo.com	
31. Indiana	Jim Shilling	56 Gallmeier RD. Frenchtown, NJ 08825 (908) 996-3211 bconord@earthlink.net		28. Wisconsin	Ken Jaeger, Sr.
5044A CR 64 Spencerville, IN 46788 (260) 238-4879 shilling4@mindspring.com		14. New Mexico	David Romero	N3539 Knight Rd. New London, WI 54961 (920) 982-6287 deershoe@athenet.net	
		P.O. Box 10329 Albuquerque, NM 87184 (505) 899-7140 drvds@aol.com		12. Wyoming	Dick Wilson
		44. New York	Bob Klock	P.O. Box 182 Sundance, WY 82729 (307) 283-2036	
		P.O. Box 478 Spencer, NY 14883 (607) 589-4122 tictoklock@aol.com			



Horseshoe Pitching NEWSLINE

Official Publication of the National Horseshoe Pitchers Association

NHPA NATIONAL OFFICERS

PRESIDENT: PAUL STEWART
1043 Old Mountain Rd., Statesville, NC 28677-2045
(704) 528-0398, email: nhpapaul@bellsouth.net

1ST VICE PRESIDENT: DAN SANDERS
42 Scioto St., Powell, OH 43065
(614) 596-5666, email: dsanderling@yahoo.com

2ND VICE PRESIDENT: CASEY SLUYS
1721 San Ramon Way, Santa Rosa, CA 95409-3964
(707)538-3128, email: kcslus@sbcglobal.net

3RD VICE PRESIDENT: LORRAINE STERNBERG
W206 N13520 Woodside Ln., Richfield, WI 53076
(262)677-3300, email: horschoewi@aol.com

4TH VICE PRESIDENT: JERRY LaBROSSE
8170 Fern Lane, Greenfield MN 55357
(763) 498-7353, email: Jlabro6186@aol.com

5TH VICE PRESIDENT: STUART SIPMA
2826 Domino Drive, Bismarck, ND 58503-0831
(701)258-5686, email: sspima@tsocorp.com

SECRETARY/TREASURER: DICK HANSEN
3085 76th St., Franksville, WI 53126-9661
(262)835-9108, email: nhpa.sec.treas@worldnet.att.net

PROGRAM & COMMITTEE DIRECTORS

GAME RELATED SALES: ROY EVANS, Director
2366 Centerline Industrial Dr., St. Louis, MO 63146-3302
Ph: (314) 567-0471 Cell: (314) 518-2359 Fax: (314) 567-0473
email: nhpagrs@evanspe.com

JUNIOR PROMOTION:
JUSTIN SIPMA
2826 Domino Dr., Bismarck, ND
58503-0831
(701) 258-5686

PUBLICITY/PROMOTION: 2nd VP CASEY SLUYS

HISTORIAN: GARY KLINE
605 Brantly Ave., Dayton, OH 45404-1429
(937) 236-7206

NATSTATS: GLENN JAMIESON
3231 Vineyard Ave., #17 Pleasanton, CA 94566-6359
(925) 462-6030, email: natstatguy@aol.com

HALL OF FAME: VICKI WINSTON
10326 Highway D, LaMonte, MO 65337-2104
(660) 563-3536 email: horsshuvicki@socket.net

REGIONAL DIRECTORS: 1st VP DAN SANDERS

SANCTIONED CLUB/LEAGUE: 3rd VP LORRAINE STERNBERG

RULES: 4th VP JERRY LaBROSSE

BYLAWS: 5th VP STU SIPMA

GRIEVANCE: 4th VP JERRY LaBROSSE

INSURANCE: SECRETARY/TREASURER DICK HANSEN

WEBSITE: PAUL STEWART

WEBMASTER: STEVE SUMMERLIN
PO. Box 536, Webberville, MI 48892-0536
email: webmaster@horseshoepitching.com
www.horseshoepitching.com

NHPA NEWSLINE

PUBLISHER/EDITOR: PAULA SUMMERLIN

DESIGN/PRODUCTION: ASAP PRINTING, Okemos, MI

PUBLISHER'S POLICY: NHPA Newsline is the official magazine of the National Horseshoe Pitchers Association. The contents may not be reproduced in any manner without prior permission of the Editor. Six issues are published annually on a bi-monthly basis. Back issues or additional copies of Newsline, subject to availability, are \$3.00 each postage included, \$5.00 for World Tournament issue.

ADVERTISING POLICY: The publisher reserves the right to refuse any ad. All ads accepted must be paid for in advance and meet specific form at requirements. The publication of any ad is not necessarily an endorsement of the advertiser nor the featured product or service. Rate inquiries, ad copy and fee should be sent to NHPA Newsline, Paula Summerlin, PO. Box 536, Webberville, MI 48892-0536

LETTERS POLICY: Newsline welcomes communication and articles from the membership. Submissions should be provided on disk or e-mail in text format (MS Word preferable) or typed, double spaced and should include the writer's name, address and phone number. The editor reserves the right to accept or reject any letter or advertising material. All submissions are subject to editing, available space, and must be received by the first day of the month preceding the date of issue. Email address: psummerlin@cablespeed.com NHPA Newsline, Paula Summerlin, PO. Box 536, Webberville, MI 48892-0536 Phone: (517)521-1262

SUBSCRIPTION POLICY: The annual subscription price is \$12.00 in the United States which includes postage via discounted standard mail. Add \$8.00/yr. for First Class Mail. Canadian subscriptions are \$20.00 U.S. funds. All new subscriptions, renewals, payment and changes of address must be sent directly to: NHPA, 3085 76th Street, Franksville, WI 53126-9661 Phone/Fax (262)835-9108

CONTENTS

President's Message by Paul Stewart	4
NHPF News, Views & Donations by Dave Loucks	5
Top 15 Contributing States	6
Regional Directors Report by Dan Sanders	6
Sanctioned Club/League Report by Lorraine Sternberg	7
Subscription Renewal Form	7
Rules Committee Business by Jerry LaBrosse	8
State Officers & Sanctioned League Meeting by Phyllis Quist	9
World Tournament Experiences by Mike Reding	10
Quilt to be Made - Your Help is Needed by Jeanette Claas	10
Hall of Fame by Vicki Winston	11
NHPA Convention Highlights by Jerry LaBrosse	12
World Tournament Musings	13
The Toll of Time	14,15
Special Events Calendar	15
Perfect Games Pitched	15
W.T. - The Total Experience by Tina Hawkins	16
World Tournament Coverage by Casey Sluys	17
HorseshoePitching.com	17
Men's W.T. Championship by Jim Link	18
Women's W.T. Championship by Debby Michaud	18
Senior Men's W.T. Championship by Dan Sanders	19
Senior Ladies W.T. Championship by Paula Summerlin	19
Elder Men's W.T. Championship by Dan Sanders	19
Junior Boy's W.T. Championship by Chad Hyatt	20
Junior Girl's W.T. Championship by Chad Hyatt	20
Junior 9 and Under W.T. Championship by Chad Hyatt	20
NHPA Hall of Fame and Awards Banquet	21
42 nd Annual Hall of Fame & Awards Banquet Highlights	22, 23
Report your 2007 State/Provincial Championship Results	24
Letters to the Editor	24
World Tournament Results	25-57
World Tournament Photos	57

PAID ADVERTISEMENTS

Mr. D Horseshoes	4
Deadeye Horseshoes	6
Kimmy's Horseshoes	8
Imperial Horseshoes	9
Bill Vanderberg Horseshoe Company	11
Ted Allen Horseshoes	13
Horseshoe Pete's Cal-Flip	14
Six Pac Horseshoes	16
Alan Francis Horseshoes	24
White Distributors	Inside Back Cover
Kentucky Blue Clay - Kenlite	Back Cover

Cover Photo - Photos taken during the Hall of Fame and Awards Banquet. This year music was provided by a DJ for dancing and fun after the program was over.

PRESIDENT'S MESSAGE by Paul Stewart

Thanks to the great people of Oklahoma, the 2007 World Tournament was one of the easiest and best to run for the Council and all of our World Tournament workers. The Oklahoma workers and staff did a great job by doing all and more that we asked without question. The Ardmore Convention and Visitors Bureau also did a great job to help things go smoothly.

Ardmore, Oklahoma is a wonderful town with friendly people, lots of nice motels and restaurants with good food at reasonable prices. I don't think anyone left hungry.

The tournament competition was fierce, even though the ringer averages were down a little for most of us. Perhaps we aren't use to pitching in a real air condition facility. This was our first tournament in several years where we had real refrigerated air. Most of the scorekeeper wore light jackets while keeping scores.

A big "thank you" to all of the scorekeepers, judges, and all that helped with this tournament; we couldn't run this tournament without all of you.

I would like to say thanks to all of the Delegates for a very orderly and productive convention. Three bids were presented at the convention for the 2009 World Tournament; Cedar Rapids, Iowa, Topeka, Kansas and Springfield, Illinois. All three locations have wonderful facilities and are very capable of hosting a World Tournament. After the first ballot was voted, there was a no majority vote for any bidder; the low bidder was out and we went to a second ballot where Springfield Illinois came out the winner by a close vote. The down side of all of this is that we had to turn away two really nice locations for a World Tournament. Thanks to all three bidders for their time, expenses, and effort in presenting their bids to the Membership and the Delegates. There is more on the convention in other articles in this issue.


We had better attendance for the Hall of Fame and Awards

Banquet than we had first anticipated. All of the presenters did a great job on presenting the awards and all recipients were well deserved. I have heard a lot of good comments on how good the food was at the banquet this year; I know I really enjoyed the food and thought it was very good. The Oklahoma people know how to cook too.

Former Junior Promotion Director, Bobby White, resigned in late June, due to a work overload in his business. We would like to thank Bobby for his service as Junior Promotion Director and wish him the best in his endeavors.


During the World Tournament we asked several people that we thought may be interested in taking this job and got about the same answer from each. They all had about the same suggestion; that we need to find a young person to take the Junior Promotion Director job. After considering what was suggested, we started looking for someone that had been in the Junior Program and was qualified for this position. I am happy to announce that I have appointed Justin Sipma, to fill the position as Junior Promotion Director. We all feel this was a good choice and that Justin will do a fine job as Junior Promotion Director.

In late September, Dick Hanson and I will be making an on-site visit to the 2008 World Tournament site in York, Pennsylvania. I will let all of you know more about our visit in the next issue of Newslines.



"THE SHOE THAT FITS"


DESIGNED AND BALANCED FOR THE FLIP



THE TOE OF THE MR. D SHOE IS SMOOTH WITH A GOOD SLANT ON THE TOP SIDE FOR AN EASY GRIP AND A SOFT TOUCH DELIVERY


THE CALK ON THE BOTTOM OF THE MR. D SHOE WILL INTERLOCK ONTO THE TOP OF THE FIRST SHOE PITCHED, TO HELP PREVENT THE SECOND SHOE FROM REBOUNDED BACK OFF THE STAKE

NHPA APPROVED




www.geocities.com/mrdshoes

— Order Direct From —
MR. D. HORSESHOES, BOX 367, POST, TX 79356



JOHNNY DAVENPORT
806/495-1686
MASTERCARD & VISA ACCEPTED



— L-M-H WEIGHTS —
WITH OR WITHOUT RINGER BREAKER

CAST FROM ALLOY STEEL
GUARANTEED ONE YEAR AGAINST BREAKAGE
(FROM ORIGINAL DATE OF PURCHASE)
NO SHOES SENT ON CONSIGNMENT

NHPF NEWS VIEWS & DONATIONS

by Dave Loucks

The Dedication Ceremony for the new Horseshoe Pitchers Hall of Fame and Museum is scheduled for Friday, October 5, 2007. While the County of St. Charles will be mailing out invitations to some dignitaries and specific NHPA people, any member is welcome to attend the opening ceremony expected to take place around 11am in the morning. If you plan to attend, please wear your horseshoe shirt so the visiting press will get an idea that this facility represents pitchers well beyond the local area.

It is possible that a few minor details within the building will still need work after the opening ceremony. It has been an arduous task trying to coordinate all the contractors, county officials, and volunteer labor from the Quail Ridge Horseshoe Club while securing permits and timely cooperation from the City of Wentzville. Government (read that County and City) entities seem to take a long time to react to requests and with other priorities haven't always viewed the project from the same window as us. A great deal of thanks must go to our building Project Manager, Kevin O'Meara, who has been at the forefront of this enormous task for over two years. Without Kevin's constant vigilance, this project, I'm sure, would have cost tens of thousands of dollars more.

The Commemorative Bricks Plaza has become a popular way for people to show their support for this Hall of Fame building project. Close to 600 engraved bricks have already been sold, but there are still plenty more available. The bricks cost \$100 or \$200 each depending on whether you want three or six lines of engraving. Order forms have been previously mailed to all NHPA members and can also be found on the NHPA website. Please consider purchasing one or sending a smaller contribution to the NHPF. The Foundation will still need a steady flow of income to support this new facility and continue its grant and horseshoe pitching related educational programs. Any donation amount would be appreciated. All contributions and brick orders are to be sent to the NHPF,

P.O. Box 1628, Penn Valley, CA 95946.

During the months of June and July, the NHPF paid out \$157,000 toward building costs and deposited just \$14,863 received through contributions and brick orders from the following.

Donating \$10-99

Art & Jan Anderson, CA *
Charles Bunner, WV
Mylan Park HPC, WV
Art Moran, MN
Douglas Carr, TN
Bonnie & Curly Seibold, IN ***
Cal Motsinger, NC
Platteville, HPA, WI

Donating \$100-299

William Backer, CA
Bayou HPA, LA **
Johnny Monarchy, MD
MOHPA, MO
Tim Woodden, OR
Jim & Phyl Quist, WA
David Sidles, NE

Donating \$500-699

North Carolina HPA
Dave & Cathie Loucks, CA

Other

NHPA Money Market Interest - \$732
Misc Cash from W.T. Raffles - \$983

Bricks Purchased By

Bakersfield Shoe Crew, CA
Gerald Schneider, CA
Verdan Zelmar, CA
Fred & Sheila Shepard, CO
Western Colorado HPC, CO
Jeff Coile, GA
Raymond Hudgins, GA
Southwest Iowa HPA, IA
Bob & Ruth Brakhane, IL
Bill & Deanna Marvin, IL
Bobby & Freda Vandivier, IL
New Castle Horseshoe League, IN
Jim & Cam Shilling, IN
Jim Mortinger, KS
Scott Pfortmiller, KS
Sunflower Horseshoe Club, KS
Bernie Vanlerberg, KS
William Henn, KY
Bayou HPA, LA

Johnny Monarchy, MD (2 bricks)
Cay Newhouse, Jr., MI
Wolverine State HPA, MI
Fridley Horseshoe Club, MN
Steve & Mary Matuke, MN
MGSHPA, MN (22 bricks)
Hertha Berg, MO (2 bricks)
Lloyd & Joan Buchheit, MO
Gary Buehler, MO
Joe & Alice Faron, MO
Larry & Joyce Francis, MO
Heart of America H.C., MO
Wayne & Pam Henderson, MO
Ralph & Janet Hummel, MO
Loree Meier, MO
Edward Peters, MO
Ken Pogue, MO
Roger Schnur, MO (3 bricks)
Gary Strohm, MO
Oden Sullivan, MO
Geneva Weiss, MO
Diane Hofmann, ND
Terry & Dianne Hiatt, NE
David Sidles, NE
Bill MacIntyre, NJ
Thomas Brownell, NY
New York State HPA, NY
Robert Hottinger, OH (3 bricks)
David & Sandra Hummel, OH
Bob & Vioris Lautenschleger, OH
Jean Myers, OH
Whetstone Horseshoe Club, OH
Kathy Greene, OK
Emerald HPA, OR
Gerald Gorton, OR
Portland Horseshoe Club, OR
Mike Myers, SC
Thomas Dunham, SD (3 bricks)
Nancy Smith, TN
Ed Arionus, TX
Randy Mitchell, TX
Maurine Cook, UT (3 bricks)
Gary & Gail Fuller, WA
Seattle Horseshoe Club, WA
Curt & Beaty Bestul, WI
Goldendale Horseshoe Club, WI
Dick & Paulette Hansen, WI
Lorraine Sternberg, WI

* In Memory of Genevieve Lavett

** In Memory of Jerry Crochet

***In Memory of Burly

REGIONAL DIRECTORS REPORT

by Dan Sanders

During the World Tournament in Ardmore, Oklahoma, nearly 1,000 participants waited patiently in line for their horseshoes to be measured and weighed before moving on to the first day of their competition. In the next issue of Horseshoe Pitching Newsline I will include a complete report of the number and kinds of horseshoes that were processed as well as a listing of those that did not meet "specs" and were sent to the "grinder" for slight modifications. I'd like to thank all Regional Directors and others who helped with the many shoe checks throughout this tournament, with a special "thanks" to Don Weaver and Chuck Bishop who helped with most of the weighing and grinding.

During the meeting of Regional Directors, most of the discussion was about the sanctioning/re-sanctioning of horseshoe courts. The greatest concern was about the RGS requirement of full-length walkways to qualify court complexes for a Full Court Sanction. The question of court sanctioning requirements was brought before the Charter Delegates during the Convention where a proposal was made, discussed and voted on. The details of this motion will be presented to you by our Rules Chairman, Jerry LaBrosse. In the near future, I will also be sending along some additional court sanctioning information to all Regional Directors.

The Top 15 Contributing States

Contributors	Donations	\$
1. CA	107 263	\$33,249
2. MO	124 227	\$30,325
3. TN	32 66	\$21,177
4. MN	49 251	\$19,303
5. NC	28 153	\$18,760
6. OR	23 97	\$13,384
7. WI	34 126	\$12,248
8. MI	50 129	\$11,040
9. CO	28 77	\$8,409
10. FL	51 78	\$7,638
11. GA	20 26	\$7,370
12. IL	51 94	\$6,668
13. WA	34 71	\$6,660
14. OH	65 102	\$6,621
15. TX	31 47	\$6,010



We are now online at
www.deadeyeshoes.com

We accept all major credit cards.

Clydesdale DF
E-Z Grip
Clydesdale
N.T.
Regular
Hi Temp Stay On

Ball Caps (Blue or Black)
Pick up Hooks

Call or go online for prices and shipping costs.

All "DEADEYES"
In various weights of Light 2 # 7 oz - Medium - Heavy
(Each pair matched to equal weight.)

Broken shoe replacement honored by manufacturer only.
Return both shoes in original box.

Contact Deadeye shoes at (636)376-5222 for special prices on rejects and returned shoes. (No guarantee; not for sanctioned tournament use.)

E-Z Grips and N.T. are guaranteed for two years from the date of original purchase, not from replacement date. All other shoes are guaranteed for one year from the date of original purchase not from replacement date.

Guarantee valid in continental U.S. only.

NO SHOES WILL BE SENT ON CONSIGNMENT

You may purchase Horseshoes online; call with all major credit cards or send a check or money order. Make Checks or Money orders out to HI TEMP REFRACTORIES, CO, INC.

HI TEMP REFRACTORIES, CO, INC.
D/B/A Deadeye Horseshoes
2250 North Lark DR
Fenton, MO 63026

Phone: (636) 376-5222 or (636) 677-2200
or Fax (636) 677-2235
8 a.m.-5 p.m. Central Time

You may also email us at deadeyeKyle@sbcglobal.net or deadevesmitty@sbcglobal.net with any questions.

SANCTIONED CLUB/LEAGUE REPORT by Lorraine Sternberg

The 2007 World Tournament is now history. All the World Champions have been crowned. Congratulations to all of them! The Oklahoma people put on a great tournament. It's always fun and exciting when everyone arrives the first day; the many friends that we have not seen since last year's World Tournament. All the hugs of greeting everyone, but then when the last day arrives and we have to say good bye once again till next year it's a bit sad. But we know there will be another World Tournament to look forward to.

This year I got to meet more league directors that I have never met before other than correspondence through e-mails or the mail with notes. I got to meet many from Texas and Oklahoma along with some from Missouri. I even met a few from Louisiana that I had never met. I sure do enjoy talking and visiting with all of you.

We had a great turn out for the Sanctioned League meeting. For the past couple of years we have combined the sanctioned league and the state officers meeting together. It seems to have worked out well and has brought out a bigger attendance. It was brought up that I bring back the achievement certificates. We have not had these for some time now. It was agreed that I will have those available by e-mail only. One of the reasons we discontinued the achievement certificates was the cost of sending them out by mail. As soon as I am able to make the certificate, you will be able to print it. You will be responsible for making as many certificates as you need. You will have to e-mail me for one. Another topic we discussed was promotion for recruiting new members for league. I felt it was a very productive meeting.

At the Awards Banquet I presented the League Director Award for 2007 to Geri Macha from the Riverside Horseshoe Club, Texas. Geri and her husband helped start the Riverside HSC back in 1985. They have a total of 20 courts. Geri has been the league director since 1990. They have spring, summer and fall leagues. In 2006 Geri had some medical problems to deal with. For a while Geri thought that she would have to give up her duties as league director but she continued to do her work.

Even though she is no longer an active pitcher she has continued her work as league director of the Riverside HSC and has done a great job for the past seventeen years. It was with great pleasure that I presented the 2007 League Director Award to Geri Macha.

The highlight of the tournament for me was when Dick Hansen, NHPA Secretary/Treasurer, presented me with the Arch Stokes Award at the Awards Banquet. Receiving this prestigious award was such an honor and I truly appreciate it. I would like to thank the NHPA for this honor.

I look forward to the 2008 World Tournament in York, Pennsylvania to once again renew old friendships and gain new ones.

Stay Informed Keep Subscription Current

Don't let your "Horseshoe Pitching Newsline" subscription lapse. Check the expiration date on the mailing label. If it is 10/01/07, this is your last issue and you should mail a renewal now.

NHPA "Horseshoe Pitching Newsline" Subscription Renewal Form

Name _____

Address _____

City/State/Zip _____

Phone _____

New Subscriber Renewal

Subscription price for one, two, three years is
\$12.00, \$22.00, \$30.00 for standard mailing in the U.S.
Add \$8.00 per year for First Class Mailing.
Canada is \$20.00, \$38.00 or \$54.00 (US FUNDS ONLY)

Make checks payable and mail with form to:
NHPA Secretary/Treasurer
3085 76th Street
Franksville, WI 53126

If you have missed an issue, limited copies of most back issues are available for \$3.00, (World Tournament issues \$5.00).

Send all back copy requests with payment to *Horseshoe Pitching*
NEWSLINE Editor,
P.O. Box 536, Webberville, MI 48892-0536

RULES COMMITTEE BUSINESS by Jerry LaBrosse

First of all I would like to extend a great big “thank you” to all the people who made this world tournament in Ardmore such a memorable event. Thank you to my fellow officers for the guidance, training, and patience they displayed with me.

Thank you to Mike, Tina, Dave and the whole crew for setting up and maintaining the facility; you all did a great job. I hope you all know that we sincerely appreciate your efforts that helped make this tournament a great success.

At the convention this year, we had a list of proposed rules changes that were on the ballot. I had announced earlier that the NHPA council was planning on asking for a deferral of the voting on these proposals in the interest of saving printing costs. As it turned out, we withdrew the proposed deferral request and the rules were voted on. After the votes were counted, there was discussion as to whether it took a simple majority or a 2/3 majority to pass these rules proposals. After further review, it was determined that a 2/3 majority is required to pass a rules proposal, therefore all the proposals failed.

During the convention, Howard Reed, Kansas, successfully introduced a non-agenda item concerning the re-sanctioning of courts, which required a 2/3 majority vote. I had a prepared statement of some wording that I proposed to insert into the RGS book. This addition will be placed at the end of the opening paragraph of the Specifications section at the top of page 33 of the RGS book.

“These specifications will apply to all courts built after January 1st 2007. All other existing courts will be required to comply with the fundamental requirements specified in Part Two – SPECIFICATION FOR COURT LAYOUT, SECTION A.2, Conditional Court Sanction, effective January 1st, 2008.”

Basically, there will be no more “conditional” or “full” sanctions issued. Courts will either be “sanctioned” or “not sanctioned”. As of January 1st 2008, when the one year “waiver” period to sanction your courts has expired, all sanctioned events MUST be held on sanctioned courts. And YES, you can hold your State Tournaments on any sanctioned courts.

What this means in simple terms, is that all courts built prior to January 1st 2007 will receive an NHPA Sanction provided they meet the fundamental requirements of pitching distances, minimum pit dimensions, stake dimensions and placement, and legal pit substances.

During the meetings we had in Ardmore, it seemed that everyone was in agreement that these minimum requirements should and could be met by all clubs.

Furthermore, all courts built after January 1st 2007 MUST meet all the requirements to receive a sanction. Dan Sanders, NHPA 1st Vice President in charge of Regional Directors, will still have the authority to grant waivers to specific circumstances involving new courts, on a case by case basis. Under no circumstances will any courts receive a sanction that do not meet the minimum requirements for court sanction, period. It is still strongly recommended that all clubs make a plan to upgrade their courts to meet the full requirements outlined in the RGS.

This change in policy and wording to the RGS book will automatically trigger some minor wording changes for clarity. The changes will not add or subtract from anything that was agreed to or voted on, they will merely “update” the RGS to reflect these changes.

Folks, I believe this was a necessary action on the part of the NHPA Council to address the needs and wishes of the membership, and to keep the NHPA moving in the right direction.

KIMMY'S HORSESHOE SHOP



Featuring all Top Brands of Horseshoes

Thoroughbred	Vanderburg
Deadeye	Elmer Hohl
Diamond	Cal Flip
Imperial	St. Pierre
M & M	Ted Allen

We Also Carry Many Game Related Items

T-shirts	Videos
Davis Tools	Books
Pick-up Hooks	Carrying Bags
Towels	NHPA Items

If it's Horseshoe Related, We've got it!!

Contact Kimmy's Horseshoe Shop for all of your
Horseshoe Pitching Needs!
Happy Horseshoeing!!



Toll Free (866)644-0487

www.kimmysnchpashoes.com

kimmishorseshoes@sbcglobal.net

STATE OFFICERS & SANCTIONED LEAGUE MEETING

by Phyllis Quist

The 2007 meeting was held Saturday, July 28th, chaired by Phyllis Quist of Washington. It was exciting to see 26 states represented with 55 in attendance. I think the great numbers were partially due to the fact that the meeting was held at the pitching facility.

Lorraine Sternberg reported on the Sanctioned Leagues. Friday, October 5th, the Hall of Fame facility will be dedicated in Wentzville, MO, followed by the Sanctioned League Tournament on the 6th and 7th of October. It is limited to 20 teams and will be handicapped count all. Three-person teams need to all be from the same club. Plaques verses certificates was discussed. The plaques were preferred. If participation certificates are needed, contact Lorraine and she will mail them.

Kurt Whaley reported on the recent updates he has made to the H.S. Master program. Round Robin cards can now be printed on 8 1/2 X 11, vertical and horizontal adjustments available and when a tournament is posted it can be immediately emailed to NatStats. Kurt will help answer any questions from users.

Ideas on promotion were discussed as tournament numbers are generally down.


1. Working with local high schools
2. Horseshoe for Life program
3. Don Titcomb's "Pitch & Win" program
4. Promoting at local horseshows and local and state fairs
5. Junior summer school programs.

We also discussed retaining members. Minnesota sends out fliers to members who have been absent for a time. Iowa sends a personal letter encouraging them to return.


Steve Summerlin said he will gladly help any charter set up a state web site.

Phyl encouraged everyone to check the NHPA web site often and participate in the forum; so many ideas and information are discussed daily.

Thanks to everyone who attended the meeting. It's good to hear what each state is doing.



ORIGINAL



IMPERIAL

HORSESHOES

Manufactured by:


W WHITE
DISTRIBUTORS

All models are made in the USA


All models are NHPA Sanctioned
One Year Warranty

All Imperials are now cast from the same unique iron alloy that made our Thoroughbred shoes famous. The Original, Plus, Classic & Steinfeldt models still have their renowned hardened tips. Available from any NHPA rep.


Call us at 1-800-841-4685 or check out our prices at www.horseshoesonline.com




PLUS




CLASSIC




MAXX



STINGER



STEINFELDT



VIPER

WORLD TOURNAMENT EXPERIENCES - by Mike Reding

"Without a doubt, the smoothest first day of any world tournament". "The most cooperative, friendly crew ever.....and they all get along". "The best, most well kept clay we have seen at a WT in five years, maybe longer". "...makes me want to move to Oklahoma so I can work with these people every day." "Whatever we need is there almost before we ask".

I heard these comments and more, over and over again during the tournament. These comments were not the result of what I did, or what Buddy did, or what Tina and Homer did. It took the whole crew of Oklahoma, Texas, Kansas and Pennsylvania pitchers and families and friends to make this happen. I have never worked with a better group of people.

I will be writing each of you a personal thank you but I wanted to make sure I got this printed somewhere so that those who chose not to join us during these three weeks would know what they missed. This was a three week long party. I have never had so much fun working so hard. We yelled at each other, laughed at each other, ate our meals together and left each day so exhausted that we thought we could not possibly do it again tomorrow. But we did.....

I truly am sorry for anyone who missed this experience. It will be forever near the top of my list of great life

experiences led only by my relationship with Christ, my marriage and the birth of my children and grandchildren. I am in the debt of those who came and gave their time, sweat, money and in some cases blood. I will not forget what was done in Ardmore for me and for the sport of horseshoe pitching. These are debts that can never be repaid.

Although the tournament is over and we are all looking forward to next year in York, we still have unfinished business. Buddy Bellamy and I have taken the financial responsibility for this event and, at this point, all the bills are paid with the exception of the rent on the facility. Hardy Murphy Coliseum, with air conditioning, cost \$30,000.00 for the two weeks of the tournament. Of this amount, about \$16,000.00 is still owed. We would welcome any financial help that is available regardless of the amount. Contributions may be sent to:

LCHPA WT Fund
218 Club Lake Road
Ardmore, OK 73401.

Thank you all again,

Mike Reding
President Lake Country HPA
Hosts to WT 2007

YOUR HELP IS NEEDED - QUILT TO BE MADE FROM PAST WT T-SHIRTS by Jeanette Claas

Ellen Beaver, a former horseshoe pitcher from Marceline, Missouri has volunteered her time and talent to make a quilt to be used as a wall hanging in the new NHPA Hall of Fame facility. The quilt would consist of quilting blocks made from past World Horseshoe Tournament T-shirts. We are asking anyone out there who would like to donate a shirt for usage on this quilt to email Ellen at erb-rwb@sbcglobal.net. Her address is: 305 East Gracia, Marceline, MO 64658 and her phone number is (660) 376-2110. Tell her which shirts you have and she will let you know if she already has one like it.

When she completes this quilt, she will begin making another one using the Missouri State Horseshoe T-Shirts. Ellen would like to collect these T-shirts at the same time. Go through your closets and see what you can find.

As soon as we can get the shirts to her, she can get started. Ellen says if you are coming to Independence for the State Tournament you can bring your shirts with you and she will sort out what she needs. Ellen is very enthusiastic about making the quilt and for sure she will be kept busy this winter. What a wonderful idea she came up and we are so proud and excited Ellen has volunteered to take on this huge project.


HALL OF FAME by Vicki Winston

The beautiful Ardmore, Oklahoma Convention Center made a lovely setting for the 2007 NHPA Hall of Fame and Awards Banquet. I pointed out how different our induction ceremonies are now compared to those of the early years. The Hall of Fame committee elected the first charter members in 1966. Then other nominees began to be elected in the following years. Ellis Cobb and I were inducted in 1970 on the horseshoe courts at Southgate, California. It was a typical southern California summer day. While everyone else was dressed in their casual clothes that were most comfortable for attending an outdoor world tournament, Ellis and I were dressed in our Sunday best. He had on a suit, complete with dress shirt and necktie. I was wearing a three-piece outfit and nylon hose while trying to keep track of a 20 month old son. To say we were cooking would be putting it mildly. Finally, the powers that be decided it was time for the big ceremony and we were called out on the courts, probably between games. There were some short speeches, without the benefit of a PA system, and we were given our plaques. Then our moment of glory was over. The printed program for this year's banquet stated this was the 42nd Annual Hall of Fame and Awards Banquet. True, it is the 42nd year for the Hall of Fame, but echoing the words made famous by the late comedian, Red Buttons, during his many speeches at Celebrity Roasts that we used to watch on TV, "I never gotta dinner." Smile! The NHPA was holding banquets and entertainment affairs

long before that time, but right now I can't tell you when it was decided to combine the Hall of Fame inductions with the banquet. I know they were combined by 1981.

Shifting gears to another topic, over half the HOF committee was present in Ardmore and we got together for a meeting. We voted to change our operating procedures a little bit. Effective immediately, I will be appointing two committee members who will assist me in serving as a screening committee. The three of us will review all future nominations before the candidates are allowed to be placed on the ballot. If we feel the candidate is not qualified, or there is something lacking in the nomination, the paperwork will be returned to sender. The deadline for nominations to be considered for the 2008 ballot will be January 31, 2008, so if you have been putting off making a nomination, it is time to get the wheels turning. Please keep in mind that the committee is looking for quality and not quantity of the paperwork that you submit. A printable HOF Nomination Form can be found on the Hall of Fame link of the NHPA web site.

I am looking forward to seeing many of you on October 5th at the dedication of the new Horseshoe Pitching Hall of Fame, Museum and Court Complex.



SIMMONS

CAN/AM

VIP

CONDOR

PRO/STAR

BILL VANDERBURG
HORSESHOE COMPANY
201-30 Avalon Place
Kitchener, ON N2M 4N6

(519)575-9163



SIMMONS – XL: Thrown by the 2002 World Champion, Brian Simmons at 85%. M – H.

CONDOR: Perfectly balanced flip. Thumb Indentation. Can be thrown with lugs up or down. L-M-H.


PRO-STAR: Designed to flip, can be thrown up or down. New Thumb Indentation. Weight L-M-H.

VIP: Designed for flip & the ¼ turn. Has a good heavy lug. Weight L-M-H.

CAN-AM: A super shoe for the ¼ turn, 1¼ and 1½ turn. L-M-H.

YANKEE: NEW!!!

1 year guarantee. Order through any NHPA Distributor



YANKEE

2007 NHPA CONVENTION HIGHLIGHTS *by Jerry LaBrosse*

NHPA President Paul Stewart opened the 2007 NHPA Convention at the Ardmore Convention Center on Sunday, July 28th at 8:30 a.m. There were 121 delegates in attendance, requiring 61 to make a simple majority for voting and 81 for a 2/3 majority.

After the Pledge of Allegiance, the meeting rules were read and adopted. Paul introduced the Minutes Approval Committee, which included Jerry LaBrosse, MN, Jane Smith, WI and George Nick, MN.

The 2007 NHPA financial report was reviewed and accepted by the delegates.

All of the officers running for re-election won by acclamation.

There were three presentations, order determined by random draw, made by bidders for the 2009 world tournament site. Cedar Rapids Iowa went first. Presenters included Mary Lee Malmberg, Director of Sports Tourism; LeRoy Law, President of the Iowa Hawkeye Horseshoe Pitchers Association; C. Leo Buell, NHPA Regional Director for Iowa and Ralph Palmer, Chairman Ar-Jay Center.

Next was Topeka Kansas, led off by Larry Collette, NHPA Horseshoe Member Iowa Horseshoe Club and followed by two speakers from the Topeka Convention Bureau.

Springfield Illinois featured Josh Feger, Sales Manager Springfield Convention and Visitors Bureau and Bill Marvin, NHPA Horseshoe Member Illinois Horseshoe Club.

After the first ballot, there was no majority winner so a second ballot had to be taken between Springfield and Topeka. In a close vote, Springfield Illinois was awarded the 2009 world tournament.

During the voting process, Kristina Smith from York, PA gave a progress report on plans to host the 2008 world tournament.

Howard Reed from Kansas successfully proposed opening up a subject that was not on the meeting agenda, which required a 2/3 majority vote. Rules committee Chairman Jerry LaBrosse read a proposed addition to the RGS book allowing all court complexes built prior to January 1st. 2007 to be exempt from the full sanction requirements, but must still meet the conditional sanction requirements outlined in the RGS book. This action will require all courts built after January 1st. 2007 to meet the full sanction requirements to be eligible for an NHPA court sanction. All pre-existing courts must meet the conditional sanction requirements by January 1st. 2008 to be issued a sanction.

The vote to add this action to the RGS book easily passed the required 2/3 majority.

The proposed rules changes that were approved by the NHPA council and published in Newsline were then discussed and voted on, with the following results:

Rule 3 Sec. C.1 allowing a pitcher to switch throwing arms between games failed 32-89.

Rule 1 Sec. A.1 raising the age limit of Junior Cadets to 10 years failed 73-48.

Rule 1 Sec. A.2 and A.3 lowering the age limit of Junior Boys and Junior Girls to 17 failed 41-80.

Rule 11 Sec. F giving tournament directors the option to use an alternate pitch format in handicapped play or not to use it failed 63 – 58.

Rule 7 Sec. D to allow pitchers to choose pitcher rotation with pacers failed 55 – 66.

(Note: A 2/3 majority is required to pass a rules change proposal, while only a simple majority is required to amend the proposal from the floor.)

Officers and committees then gave reports to the delegation. Dave Loucks gave a progress report and overview of the Hall of Fame being construction in Missouri. He added that all horseshoe pitchers are welcome to attend the grand opening of the new Hall of Fame on Friday October 5th, 2007 and to wear a tournament shirt.

Stuart Sipma gave an update on the potential bidders for future world tournament sites. He discussed the possibility of revamping the bidding process for world tournament site by region, therefore moving the tournament around the country.

Glenn Jamieson spoke about Natstats procedures.

Casey Sluys spoke about promotion and news media activity.

Lorraine Sternberg updated everyone on sanction league issues and the club team tournament to be held in October at the new Hall of Fame location.

In open discussion of items for the NHPA and General Good and Welfare, Bryan Fisher spoke on behalf of the NHPA travel agent.

The 2008 world tournament pitching format was unchanged and will remain the same as 2007.

President Paul Stewart adjourned the meeting at 12:30 PM.

2007 WORLD TOURNAMENT MUSINGS *by Edie McKinney, Gloria Smith, Jane Smith, Lu Cave and Mary Denzin*

It only took five ladies to do the work of Burly and Betty! Edie McKinney, Gloria Smith, Jane Smith (all from Wisconsin), Lu Cave, and Mary Denzin (from Minnesota) helped the NHPA officers with tasks usually completed by Burly and Betty. Elly McCarn from Wisconsin joined us the second week. These tasks included preparing the scoring boxes for the schedule classes, paying scorekeepers and judges, running the Burly T-shirt raffle, collecting Banquet money and reservations, sharpening pencils, answering a wide variety of questions about horseshoes and the tournament, trophy unpacking and organizing, as well as any task needing to be done. It was a busy but entertaining couple weeks at the courts. Because we worked with the 2003 WT committee for the Eau Claire event in setting up the physical facility, we were in for new experiences in the organization behind the scenes for a smoothly run NHPA event. It was our pleasure to get to know the NHPA officers as we worked with them in completing our tasks. They really do have to practice flexibility, accountability, congeniality, and above all, possess a sense of humor!

In our two weeks in Ardmore we noticed several similarities with past world tournaments: it was HOT outside; the host organizers, Oklahoma Horseshoe Pitchers Association and the Ardmore Coliseum staff did everything in their realm to make the pitching facility a top notch arena; the reunion of friends from across the nation was enlightening; the convention ran smoothly; the banquet was entertaining; the church service was record setting; only a few in each class were satisfied with their tournament results; it was a challenge to find scorekeepers for the early morning, late evening and Championship classes; the NHPA officers worked together in completing a successful tournament.

There were also some differences: it was cold inside; there were very few high percentage Canadian pitchers in attendance; Burly and Ken were watching from above; Betty's smiling face was missed; the church service featured an interview of the Francis and Brown families with music provided by Dab O Glory; some of the championship pitchers kept score and judged before or after their pitching session; the change in time schedule kept classes on time.

Here are some questions asked while we were manning the NHPA help desk. Why do we need our NHPA card when we check in? Can the scoreboards be staggered so all scores can be seen from the spectator seats? Can we use the NATSTATS in future seeding so "prelims" are not necessary? Is it possible to limit the Elders classes to 12 because it is difficult to maintain energy levels for three days? Can the round Robin cards be redesigned so only the pitchers name and schedule are listed? (There is no need for the other columns of ringers, scores, shoes pitched as each contestant gets a copy of the game.) Is it possible for the Men's and Women's Championship classes to pitch at the same time? What can be done to encourage ALL pitchers to do their share in scorekeeping or judging when not pitching?

In conclusion, since attending World tournaments since 1985, this was another GREAT time with our "horseshoe family!" We were not even home from Ardmore, and were planning our trip to York, PA. We used to comment about "having to pitch shoes" but have firmly decided that by pitching we have seen a great deal of the USA!



Ted Allen Horseshoes

Since 1938

Designed and pitched by Ted Allen
10 Time World Champion & record holder of
36 Consecutive Doubles (72 Ringers)

Hardness:
Dead Soft
Medium Soft
Medium Hard

Five Weights: 2 lb. (6 to 10 oz.)
Matched within 1/10 oz.
Color: Gold, Silver, Blue, Red,
White, Yellow & others

2 year guarantee against breakage

Ted Allen Horseshoes, Inc.

13299 E. County Line Rd
Longmont, CO 80504-9797

1-866-575-2185

tah@mesanetworks.net

Made in the USA



TOLL OF TIME

Genevieve Grace (McFadden) McNally Lavett California

Genevieve was born September 22, 1921 to Floyd and Eva McFadden who lived at Fletcher Corner outside Atlantic, on the family farm. She passed on March 5, 2007 at the age of 85. She was blessed to grow up with wonderful parents, four sisters and two brothers. After growing up and working on the farm, she went to Peru state Teacher's college to become a teacher. There she met William F. McNally who she married on November 25, 1943 in Atlantic. They lived in Atlantic, Blockton, Ashton, and Okoboji in Iowa, Randolph and Verdigre, Nebraska, and Greeley, Colorado before moving to Hayward, California in 1958.

She loved and supported Bill as he developed his career, and she raised their four boys and one girl. After her daughter, Sheryl, started school, Genevieve began her career as a teacher, and loved teaching reading to hundreds of first grade students at Harder Elementary school in Hayward, California. After Bill died in 1973, she married one of his horseshoe pitching buddies, Fred "Flash" Lavett on September 1, 1974 in Reno, Nevada and moved to Seaside, California. Fred said Bill told him, "Nothing was too good for Genevieve," and he made that statement a living reality. Genevieve was retired now, so she took up horseshoe pitching and won several times including the California State Senior Women's title. She was later inducted into the Northern California Horseshoe Pitchers Hall of Fame for all her accomplishments including inventing the scorecard used at most tournaments today. Fred also taught her to play cribbage, which she liked playing, especially with her kids, grandkids, and great-grandkids.

Genevieve loved greatly, and was always there for her family: from baiting fishing poles for the kids, making baloney sandwiches on trips, getting the first bite off ice cream cones, supplying computers for grandkids, wheel chairs for siblings, helping with the canning and garden work, fixing food for holiday get-togethers, remembering names, dates, and phone numbers, to loaning what finances she could muster (and she did) for any reason you asked with no interest, and grace for times when you didn't have the payment. Genevieve also loved to travel: Hawaii, to meet Dale on R&R from Vietnam; Germany with Paul to visit Manfred Moser and his family; Mexico, on a cruise with Sheryl and family, Japan, to take horseshoe pitching to a sister city; and wherever the World Horseshoe Championship was held with Bill first, and then Fred. She also traveled every year back to the farm to be there for the McFadden family reunion and most holidays.

Genevieve's love for her family started with her two husbands and carried right on throughout her life to her latest great-grandchild. Yes,

cousins, nieces, nephews, brothers, sisters, brothers-in-law & sisters-in-law were all part of the family she loved, along with her husbands, kids, grandkids, and great grandkids. We will all miss her very much.

Genevieve is survived by her husband Fred "Flash" Lavett; son Larry McNally; son Dale McNally and wife Sue; son Paul "Mo" McNally and wife Patsy and former wife Gail; son Everett McNally and wife Sol; daughter Sheryl (McNally) Gravel and husband Everett "Ralph or Rocky"; sister Kathleen McFadden; sister Opal Frisbee; brother Bruce McFadden and wife Helen; brother Wayne McFadden and wife Shirley; sister Donna Peterson; sister Carolyn Sipes and husband Ken; brothers-in-law Wilbur "Webb" McNally and wife Hazel and C. Wayne McNally and fiancée Diane; grandchildren Christopher McNally; Jeffery McNally; Lisa (McNally) Caynor and husband Rick; Sean McNally and wife Heather; Sonia McNally; Dale McNally; Elijah McNally and wife Megan; Sol Eva McNally; Adam McNally; Eugene Gravel; Laura Gravel; great-grandchildren Kristin Caynor; Ricky Caynor; Kaitlyn McNally; and numerous nieces and nephews.

Genevieve was preceded in death by her parents Floyd and Eva McFadden, husband William F. McNally, grandchildren William Franklin McNally II and John Joseph Gravel, brothers-in-law Morris McNally, Edwin McNally, Kenneth McNally and wife Martha, Wayne Peterson and Roy Frisbee and daughter-in-law Sheila Ramos McNally.

**HORSESHOE
PETE'S**

CAL-FLIP





NHPA Sanctioned



(Call for current prices)

Invented and patented by Pete Donoho in the mid 1980's, the Cal-Flip was the first shoe to be specifically designed for the flip pitch. Pete was a top player in the Western US and he wanted a shoe that would land "cleats down", giving him the same advantage as turn throwers. His invention, the Cal-Flip horseshoe, put everyone back on even ground no matter how they threw the shoe. It was a revolution in the horseshoe world that totally legitimized flip pitching for the first time. Although Pete passed away in 1995, his shoe is still pitched in championships everywhere!

Manufactured by:
WA WHITE
DISTRIBUTORS

Call Anytime:
1-800-841-4685

Order direct or from any NHPA Distributor. Check us out on-line at www.horseshoesonline.com

TOLL OF TIME *Continued*

Karl William Hix Virginia

Karl Hix, 28, passed away June 6, 2007. He was preceded in death by his siblings, Franklin Andrew, Alita Faye, Carroll Ray, and Floyd Eugene Hix III. He is survived by his parents, Ruth and Floyd Hix, Jr.; five sisters, Renee Cowan, Sonya McDowell, Tonya Hix, Kara Vannoy and Charlene Hix; one brother, Thomas Hix; his grandmothers, Mary Labbe and Edith Deel; eight nieces and nephews; and one great-nephew. He is also survived by his devoted girlfriend, Mary Ann Virgil.

Karl was co-owner of K & T Machine & Welding of Ashland.

Richard Johnson West Virginia

Richard Johnson of Elkins, 40, passed away on June 18, 2007. He was a 14-year member of the NHPA/WVHPA and was the WVHPA 5th Vice-President. He also, for the last several years, had been the Co-Director of tournaments at Elkins Horseshoe Club.

Richard had a wife, Kay, and four boys; Andrew, Brent, Jeremiah and Jonah.

Richard will be missed by everyone involved with horseshoes and I have been proud to know him and pitch with him in competition.

Submitted by Charles Casey, WVHPA Secretary/Treasurer

Mary Shifflett Virginia/Florida

Mary Shifflett passed away June 4, 2007. She is survived by her husband of 48 years, Jerry Shifflett Sr.; nine children, Jerry Shifflett Jr., Cary Franklin and husband, Jeff, Mary Jo (Tinka) Cole and husband, Bud, Terri Ann Heath and husband, Steve, Cheryl Shifflett, Teresa Baker and husband, Trey, Chris Shifflett, Bonnie Elliott and husband, Terry, and Tracy Williams and husband, Jimmy; 16 grandchildren and three great-grandchildren; five sisters, Sandra, Florence, Mabel, Lynn and Wanda.

Mary was a hard working and loving wife, mother and grandmother, and a very sweet woman who loved collecting rocks, sea shells and crafts, and loved Elvis Presley.

She had many friends in Horseshoes and will be missed.

SPECIAL EVENTS CALENDAR

October

- 19th – 21st “Pitchin’ ‘n Witchin’ ‘n No Bitchin’”, Beatty, NV, Stagecoach Hotel & Casino. Friday; Hi-Lo Doubles; Entry Fee: \$10 at the courts. Saturday; Sanctioned Singles – Pre-registered (Deadline-October 10th) \$25.00 Entry Fee Matched. 7 or 8 player round robin. First place: \$150.00 Sunday; Hi-Lo Doubles; Entry Fee: Pay \$10 during Singles on Saturday. Entry fee matched. 100% Payback all 3 days. Halloween party at Stagecoach Saturday night. Cash prizes for best Halloween costumes. Send singles entry fee to: DLW Special Events, 2206b Sunnyslope AVE, Las Vegas, NV 89119-2850. Go to www.horseshoepitching.com for entry form and more information or contact Don Weaver, Tournament Director at (702) 736-7348 or donatlasvegas@aol.com

Perfect Games Pitched During the Last 12 Months

Pitcher- State	Date	Location	Opponent	Shoes	Category
Judy Curtiss-MI	09-30-06	Jackson, MI	Oscar Rednour	16	Women's
Bobby Fields-TN	01-20-07	Crossville, TN	Irv Detweiler	20	30' Men's
Alan Francis-OH	05-06-07	New Melle, MO	Mark Mauthe	40	Men's
Sue Snyder-KY	06-17-07	Erie, PA	Cindy Hoffman	20	Women's
Alan Francis-OH	08-03-07	Ardmore, OK	Darrell Sherrard	18	Men's

2007 WORLD TOURNAMENT - THE "TOTAL" EXPERIENCE

by Tina Hawkins

What an adventure the 2007 World Tournament in Ardmore, Oklahoma was for me!!

I have attended 20 World Tournaments starting in 1977 – pitching in 16 of those events. Over the years I have accumulated many friends, many stories and many memories.

This year, my experience came from a totally different perspective...

I have always suspected there was an immeasurable amount of planning and preparation involved in producing a tournament of this magnitude. Consider those suspicions CONFIRMED!!

Though the brunt of responsibility fell upon Mike Reding and Ardmore's Lake Country Horseshoe Pitchers Association, as President of the Oklahoma association I felt an enormous obligation to do everything I could possibly do to help make this a successful tournament.

Recruiting and organizing people to help with every aspect was a huge undertaking. Fortunately, our OHPA family holds some hard-working, dedicated members. With a multitude of tasks to be performed, none went unfinished. Some jobs were completed so seamlessly, you never really noticed them being done. I feel privileged to be part of the group of volunteers who took care of everything from making coffee to mixing clay all the while taking care of EACH OTHER. Working and eating together for over two weeks can be a tremendous bonding experience. The old friendships renewed and new friendships created are a priceless benefit that I would not trade for the world.

There is no such thing as a "perfect" tournament, but looking at the big picture, I consider this one to be a "success." I admit we had our shortcomings in Ardmore. The arena floor, for instance. It did not remain as smooth and level as we had anticipated. Most competitors seemed not to notice. Very few complained. As an organizer – I worried. As a pitcher – I do not feel it affected my performance. (At least not as much as my severe lack of practice did!!)

We all know the old adage, "You can please some of the people all of the time and all of the people some of the time, but you can not please ALL of the people ALL of the time." As a group, the "Oklahoma Crew" went out of their way TRYING to please all of the people all of the time. Our main goal was to provide an enjoyable experience to all who took the time and made the effort to come to our state for the 2007 World Horseshoe Tournament.

Every time I attend a World Tournament I come away saying, "THIS was the best one, yet!" and this year is no exception. My only regret is that I was not able to spend much time visiting with my horseshoe family from around the world.

I hope your visit to Oklahoma was pleasant and your encounters with our residents favorable. When you think back on this event, remember our hospitality – not the flies! And one final note...

HOW ABOUT THAT AIR CONDITIONING!?!?!?

Looking forward to '08 in York, PA
Tina Hawkins, President
Oklahoma Horseshoe Pitchers Association



TOURNAMENT
QUALITY

N.H.P.A.
APPROVED

**4811 Tishomingo Rd.
Hillsboro
MO 63050**

(636) 942-3544



Six Pac Sure Peg Six Pac Sure Point Six Pac Sure Pitch

Horseshoe pitching is a game the whole family and all ages can enjoy for fun and exercise and championship play. The SIX PAC is cast of Ductile iron and annealed (softened) to make the shoe absorbent tough when ringing the peg.

FEATURES:

- Blades thicker, wider (more control) • Position marker (finger notch) • Hooks and Points (hardened to retain shape) • Guarantee (one year against breakage) • Annealed (for softness) • Special Coated Finish

CALL FOR CURRENT PRICES

Six Pac Sure Peg	Weights	
	No. of Pairs	<input type="checkbox"/> L
	x \$ = _____	<input type="checkbox"/> M
	(at 6 pairs or more)	<input type="checkbox"/> H
	x \$ = _____	

Six Pac Sure Point	Weights	
	No. of Pairs	<input type="checkbox"/> L
	x \$ = _____	<input type="checkbox"/> M
	(at 6 pairs or more)	<input type="checkbox"/> H
	x \$ = _____	

Six Pac Sure Pitch	Weights	
	No. of Pairs	<input type="checkbox"/> L
	x \$ = _____	<input type="checkbox"/> M
	(at 6 pairs or more)	<input type="checkbox"/> H
	x \$ = _____	

Continental US only _____
Missouri Residents add sales tax _____
Shipping & Handling _____
GRANDTOTAL _____

ORDER FORM

Name _____

Shipping Address _____

Phone: Residence () _____

Office () _____

SIX PAC Guarantee: One (1) year from purchase date, not from replacement date. Both shoes must be returned in original carton showing date of purchase, weight and type of horseshoe. Return to manufacturer only. Include \$8.00 check or money order for shipping and handling costs.

Thank you for your order and good horseshoe pitching.
Order Direct or from your N.H.P.A. Representative
Send to: **SIX PAC HORSESHOES**
4811 Tishomingo Road, Hillsboro, MO 63050
Attn: Harvey E. Wobbe
(636) 942-3544

WORLD TOURNAMENT COVERAGE – by Casey Sluys

At this year's World Horseshoe Pitching Championships in Ardmore, Oklahoma we had possibly the best newspaper coverage in recent memory. The Ardmore "Ardmoreite" not only published our results daily, provided that we met their deadline of 10:15 p.m. which did not always occur due to the length of some classes, but they had front page articles daily also!

Of course local papers like the Admoreite are inclined to look for a local angle; therefore they featured a number of articles on local pitchers. We were impressed with the fact that front-page coverage was provided for other segments of the tournament too. Articles such as the history of horseshoes, the judging aspect and the various tools involved, features on past champions in various divisions and so on.

Upon thanking the reporters and explaining to them that we would use their published articles for future World Tournament they were duly impressed. I emailed their editor with the following message:

As a service to the National Horseshoe Pitchers Association (NHPA) members, who could not join us in Ardmore, we have been putting links to the articles your paper so graciously published. Here is the link: <http://horseshoepitching.com/forum/smf/index.php?topic=707.0>

Other horseshoe pitchers throughout the country will read these articles. The hard copies (actual papers) will be used in York, PA as a tool to their local media as a prime example of the type of coverage that can be garnered from the NHPA.

We sincerely thank you for all you have provided for us. We have enjoyed our stay in Ardmore, OK. Keep up the good work.

Before we left home I sent out 250 press releases throughout the area to every newspaper sports editor I could find. Not limiting the coverage to strictly Oklahoma though, included were all major news networks, large city newspapers and so on. While on the road I received a call from the "Daily Oklahoman" in Oklahoma City. They wanted to do a story about a specific family and their years of attending the World Tournament. They chose to interview the Cook family out of Wisconsin as Alena Cook was defending Junior Girls Champion. The article is posted on our website for all to read.

Some local pitchers received great coverage in their local papers also. The Alan Francis story in the "Columbus Dispatch" and the Chad Hyatt story in the "Las Vegas Sun" were just a few of what can be done IF you'll simply contact your newspapers. Let's make a concerted effort throughout the rest of this year and in 2008 to contact your newspapers and spread the word about this fine sport.



NATIONAL HORSESHOE PITCHERS ASSOCIATION OF AMERICA

HorseshoePitching.com

EXERCISE - RECREATION - SPORT

Visit our website for up-to-date information
www.horseshoepitching.com

Natstats updated every Wednesday evening
Individual Stat Search updated at least once a month

World Tournament Information
Coming Events
Local Contact Information

Questions and suggestions may be sent to:
Steve Summerlin
NHPA Webmaster
PO Box 536
Webberville, MI 48892-0536
Email: webmaster@horseshoepitching.com

MEN'S WORLD TOURNAMENT CHAMPIONSHIP

by Jim Link

Alan Francis of Ohio - World Horseshoe Pitching Champion for the 13th Time.

Successfully defending his title, Alan won all nineteen games in the 2007 Men's Championship division at Hardy Murphy Coliseum in Ardmore, Oklahoma. No pitcher had previously won this title more than ten times. The remarkable Francis continues to dominate Men's horseshoe pitching averaging 81.07%, 12 percentage points above second place finisher Mark Mauthe of Wisconsin; it's likely that Francis will be the one to beat for some time into the future. That Francis pitched a perfect game in the seventh round of the finals speaks of a skill in horseshoe pitching that few have ever achieved.

In second place with 16 wins and three losses, Mark Mauthe, WI, finished with a 68.9% average. In previous World Championship classes, Mark finished fourth in 2006, sixth in 2005, and 13th in 2001. Third Place went to Stan Griggs, MO, with 15 wins and four losses finishing at 64.92%. Returning to World Tournament play for the first time since 1998 Stan has 'been there' before. He finished in 11th in Ainsworth in 1998, seventh in Gillette 75.97% in 1996, and tenth in Biloxi, Mississippi in 1991. World Champion Walter Ray Williams, Jr., FL, finished in fourth place averaging 63.52%.

The 20 person 2007 Men's Championship Class reached back into Class B1 to seed Paul Quam of Washington at 54.33%. Seeded in 20th place at 52.83% was Jerry Comstock of Colorado, coming out of Class A2. Alan Francis was seeded into first place at 82.66% after winning all 15 games in the 40 shoe preliminary rounds.

WOMEN'S WORLD TOURNAMENT CHAMPIONSHIP

by Debby Michaud

It took Joan Elmore years to finally break through and win her first World Title in the sport of horseshoe pitching.

However, it only took 12 more months for her to win her second! Pitching steadily throughout the preliminaries and in the Championship round, Joan's only "hiccup" was in the third game of the third day when Gert Wilcziek of Wisconsin hung on to defeat her. Amy Francis also gave Joan a scare by getting ahead 37 - 10 in their game - but Joan then put on the after burners and steamed up to 42 points.

This year's Women's Championship Group had some new faces. Former Junior Girl's Champion, Shalee (Sebastian) Cason was one, while Oralee Jear DOE, Carolyn Coyle and Mary Lee Claise were the others. They showed good concentration and poise throughout. The Championship Group also had two comeback pitchers who happen to be sisters, the Twins from Tennessee, Marlene Ray and Maxine Griffith. Although the styles vary widely, most of the women in Championship pitch a Flip 'shoe - just three pitch a turn and only two are lefties.

This year also had the best air conditioning we can remember - the pitchers were very comfortable - thank you to the Ardmore group for that!

As might be expected, all went according to plan during the first

After the first two days of pitching in the championship round, only two players, Alan Francis and Mark Mauthe, held 14/0 Records. Mark remained unbeaten until game 17 of the third day when he met Francis. He lost that match 18/45 and the remaining two matches with Walter Ray and Shannon Foster TN, finishing 16/3, in second place. Third Place finisher Stan Griggs, lost only to Duncan McKenzie from Nova Scotia, Mark Mauthe, Alan Francis and Tom Gallina of Ontario. Interesting tidbit is that Stan held the Missouri State Junior Title for two years until Alan Francis unseated him in 1980. He and Alan first met on the horseshoe courts when he was 15 and Alan was nine years of age.

The longest match in the finals was a 76 shoe game between Gary Kollmann of Idaho, and Stan Griggs; Stan won that match 40/36. The shortest game was the match between Alan Francis and Darrel Sherrard where Alan threw a perfect game, 18 ringers in 18 shoes, winning that match 41/0.

Overall tournament averages for both the preliminary and final rounds were somewhat lower than previous years. That fact, in the opinion of some of the pitchers, was due to the unfamiliar feel of the footing on the floor of the coliseum. The pitchers platforms were a belting material; laid over the dirt floor of the arena. Air conditioned Hardy Murphy Coliseum though, kept the temperature an agreeable 70 degrees, while outside temperatures hovered over 90 in the hot, humid Oklahoma summer. Thanks to Ardmore and the NHPA staff for another successful World Horseshoe Pitching Tournament.

two days of the competition. Entering the final day, there were four undefeated pitchers - Joan Elmore, Sue Snyder, Marlene Ray and Gert Wilcziek. However, things always get interesting on the third day when the top seeded pitchers face each other. In 2006, it was Gert Wilcziek who caused some excitement on the final day by defeating both Sylvianne Moisan and Sue Snyder. In 2007, Connie Filley shook things up by giving Marlene Ray her first loss of the competition and then by defeating Gert. Connie said she "finally remembered how to pitch" and stated that she watched Joan Elmore's pitching style which helped her. In the fourth game, Gert was ahead of Sue Snyder 30 - 12 (shades of 2006!) but Sue worked her way back to win.

Now only the final game remained. It was between undefeated Sue Snyder and Joan Elmore who had the one defeat. Sue controlled the beginning of the game but Joan worked her way back to tie the game several times and eventually win by 42 - 36. On to the Play-off Game! After matching each other's ringers and points scored up to a score of 12 - 12, Joan took command of the game, winning her second World Title by pitching a sparkling 89% game. Sue pitched a fine 77% game but came up short.

It is always fun to watch the women pitch. They look great, they carry themselves well, and they play so many competitive games. Congratulations to Joan Elmore for being the Cream of the Crop for the second time!

SENIOR MEN'S WORLD TOURNAMENT CHAMPIONSHIP

by Dan Sanders

Of the 123 men who entered this year's Senior Division, 12 were seeded into the Championship finals with entering averages ranging from 51.50 to 62.50. Seven states were represented here with the greatest number (4) from Ohio. During the first day's competition, Florida's Ron Deckard had turned away all opponents with a 6/0 record and overall average of 64.57% ringers. His closest game for the day was against Levi Miller from Ohio who was able to score 32 in the race to 40 points. At the end of day one, Missouri's M. O. Turner and Colorado's Paul LaCrosse were in close pursuit; both with 5/1 records.

The first game of day two saw former Senior World Champ Paul LaCrosse winning over Deckard by a score of 42/23, but in the very next game, Paul lost the decision to former Senior World Champ Tom Westbrook. Meanwhile, the "Buckeye Boys" were

battling it out on courts 33 and 34 with Rich Knerem besting Bob Lautenschleger 40/16 while Gary Roberts won in a closer game over Levi Miller by a score of 40/32.

Although our President Paul Stewart's overall performance this year was below par, he took great joy in beating two of his good Ohio friends, Levi Miller and Gary Roberts. He was also able to put it all together in his game against Paul LaCrosse with a close win of 40/34 and 64.1% ringers.

After the dust had all settled on day two, Ron Deckard came out on top with a 9/2 record and overall ringer percentage of 61.28. In second and third places respectively were Paul LaCrosse and M. O. Turner, both with 8/3 records.

SENIOR LADIES WORLD TOURNAMENT CHAMPIONSHIP

by Paula Summerlin

There were 21 women who registered as senior women for the 2007 World Tournament. They pitched in the open women's division while qualifying for the Senior Women's Championship Class.

Making the move into the Championship Class were: Verdell Wollard of Florida coming out of Division A with a 60.33% average; Regina Hawes, also from Florida, with a 55.67% average; Connie Reimer of Indiana, averaging 53.50%; Marlys Timm from Minnesota with a 50.67% average and Carolyn Boehnemann of Texas, averaging 44.83%, all moving up from Division C. Also making the Championship Class with a 45.50% average and coming out of Division D was Sandra Gates from Michigan.

This year's Championship Class was a very competitive group. Three ladies; Verdell, Regina and Connie were undefeated after

the first two games. Game three matched Verdell and Connie, with Connie winning the game 41 to 33.

Game four then matched up the two remaining undefeated ladies, Regina and Connie, with Connie giving Regina her first loss. Connie then went on to lose to Sandra in game five, pitching her low game of the day. Regina at the same time was the winner of her fifth game against Verdell. The result? Both Regina and Connie finished regular play with a 4-1 record.

The ladies met again in the play-off game; this time with Regina victorious over Connie 42-30.

Congratulations to Regina Hawes, the 2007 Senior Ladies Champion, as well as all the ladies who earned the honor to compete in this Championship Class.

ELDER MEN'S WORLD TOURNAMENT CHAMPIONSHIP

by Dan Sanders

Anyone looking carefully at this year's World Tournament lineup will notice the large numbers of short-distance pitchers that entered this competition. And if you do the math, you will find that over 43% of the entrants were pitching from the shorter distance. This includes women and juniors; but by far the greatest number here is represented by Elder Men, with a total of 200 entrants, or just a little over 20%! And you may remember that this has been the fastest growing Division now for several years. It will be interesting to see if this trend continues.

In any case, this is a very exciting Division to watch, and at the end of the Class competition, the Elder's Championship Class of twelve competitors was finally determined. The range of their entering averages was from 60.00% to 76.83%, but during Class play, some of them were scoring well over these entering averages.

At the end of day one, Ed Arionus of Texas had established an impressive 6/0 record with two games in the 90's and an overall average for the day of 81.10! Paul McCreery, also from Texas, had also posted a 6/0 record with a high game of 85.3% ringers. Was this heading for another Texas showdown? Other impressive games for the day were Warren Woolsey with a 90.6%, Robert Zumbahlen with an 82.1%, Bob Moulin with an 81.0%, and Bobby fields with a 79.2% game.

As it turned out, the Texas "showdown" didn't develop as Paul McCreery dropped a couple of games to Robert Zumbahlen and Bobby Fields before meeting Ed Arionus in the final game. And so we must once again extend our congratulations to Ed Arionus, with an impressive 11/0 record and 78.86% overall average! The second-place finish goes to Paul McCreery with an 8/3 finish and ringer average of 74.33%.

JUNIOR BOY'S WORLD TOURNAMENT CHAMPIONSHIP

by Chad Hyatt

Never a doubt as Lee Captures Second Straight Junior Boys World Title

The cream of the crop made a definitive statement this year in the Junior Boys Division. Once again, it was Thomas Lee having the final word as he conquered all challengers on his way to a perfect 11-0 record and his second straight world championship. Of course, there was drama building throughout the round robin. After Friday's six games, four boys were undefeated and two more had only one loss. It was Thomas Lee of South Dakota at 6-0, Nathan Heinritz of Wisconsin at 6-0, Michael Bowman of Missouri at 6-0, Trevor Sipma of North Dakota at 6-0, Kyle Bidwell of Kansas at 5-1 and Kurt Riebel of Kansas at 5-1. This set up a showdown of epic proportions on Saturday as all six players looked to clash on that final day.

On the final day, it was just Thomas Lee sitting undefeated after the first game. Bidwell had topped Heinritz, Riebel had beaten Bowman, and Sipma was knocked down by an 85.7%

game from Lee. In the next game (round eight), it was Lee winning against Riebel, Bidwell holding off Sipma, and Bowman topping Heinritz. With three games left, it was Lee, Bidwell, or Bowman that still had a fighting chance. In round nine, Bidwell handed Bowman his second loss by posting an 81.6% game. Lee, not to be outdone, blasted Heinritz with a whopping 87.5% in the same round. Going into round eleven, the match was set up as Lee at 10-0 faced off against Bidwell at 9-1. Saving the best for last, Thomas Lee smashed 33 ringers out of 36 shoes for a 91.7% game and convincing end to his second world championship.

Congratulations to all of the Junior Boys in the finals: Thomas Lee, Kyle Bidwell, Nathan Heinritz, Kurt Riebel, Michael Bowman, Trevor Sipma, Matthew Korpela of Minnesota, John Perry of New York, Matt Fuller of Washington, Joshua Bowerman of New York, Martin Ross Williams of Missouri and Joe Rolfes of Minnesota.

JUNIOR GIRL'S WORLD TOURNAMENT CHAMPIONSHIP

by Chad Hyatt

Mary Hargett Dominates to Win Junior Girls World Championship

The world of horseshoes welcomed a new champion into the Junior Girls division at the NHPA World Championships in Ardmore. Mary Hargett of South Carolina stormed through the ranks undefeated to capture her first world title. It was Mary who came out firing a 75% game to open the tournament, only to surpass that with a blistering 80% in round four. The championship was appropriate for the top ranked girl in NATSTATS. Not only did Mary come in averaging over 60%, she was the only girl to grace the Juniors Class A during the preliminary round. Mary finished the tournament with a record of 5-0 and a 62.5% ringer percentage.

Mary's top competitor was Crystal Sheehan of Minnesota.

Crystal threw a 72.7% game in the second round and only suffered one loss throughout the championship finals. The other junior girls that played in the finals were: Kimberly Jones of Texas, Renee Leach of Maine, Aleena Cook of Wisconsin (the defending champion), and Shaina Stover of South Dakota. For Aleena, it looked like the world was out to get her when Mary opened the tournament against her with a 75% game and then Crystal followed in the next game with a 72.7% game. It's quite hard to repeat as a champion when you have great pitchers throwing those kinds of numbers at you.

Congratulations to all six of the competitors that went for the championship!

JUNIOR NINE & UNDER WORLD TOURNAMENT CHAMPIONSHIP

by Chad Hyatt

Nathan Evers is the New Cadet World Champion

A class of six Cadet (nine years old and younger) pitchers took the courts on the first Saturday of the World Championships and it was one, Nathan Evers of Missouri, who walked away with the title.

On paper, this looked to be some easy competition for Evers. However, the other players didn't get that memo. Evers outdistanced his nearest competition by 25 percent coming into the championship event, as his NATSTATS average was over 44% ringers.

Wyatt Bennett of New Mexico, Travis Sluys of California (the defending champion), Andrew Lau of Missouri, Katie Hines of Missouri and Sam Lynch of Kansas made sure this wasn't going to be a walk in the park for Evers. These competitors were in top form as Sluys was nearly 6% above his average and Bennett was over 15% above his average.

In the end, it was the practice that paid off. Evers had saved his three best games for his biggest challengers to finish undefeated and earn his first world championship.



2007 NHPA Hall Of Fame And Awards Banquet



2007 Achievement Award

Presented To
George Nick
For Outstanding Service
To The Sport Of Horseshoe Pitching

2007 Achievement Award

Presented To
Bill Trader
For Outstanding Service
To The Sport Of Horseshoe Pitching

2007 Membership Award

Presented To
Kentucky
Largest Adult Membership
Increase From 2005 To 2006
35

2007 Membership Award

Presented To
Minnesota
Most 2006 Junior Members
106

2007 Membership Award

Presented To
Missouri
Largest Junior Membership
Increase From 2005 To 2006
15

2007 Membership Award

Presented To
Kentucky
Largest Increase In Membership
By Percentage 2005 To 2006
42%

Sanction League Director of the Year

Presented to
Geri Macha

Perfect Games

Judy Curtiss - Michigan, 16 Shoes
Bobby Fields - Tennessee, 20 Shoes
Alan Francis - Ohio, 40 Shoes
Sue Snyder - Kentucky, 20 Shoes

2007 Bob Pence Memorial Award

Presented To
Minnesota
Most 2006 Adult Members
893

2007 NHPA

Presidential Award

Presented To

Quail Ridge Horseshoe Club

With Sincere Appreciation For
Outstanding Service And Dedication
Promoting Horseshoe Pitching
At The State And National Levels

2007

Gene And Mary Van Sant Memorial Award

Presented To

Steve Summerlin

Given Each Year To The Regional Director
Who Displays The Attitude And Initiative Of
Fulfilling His/Her Duties Of Upholding The
Image And Extending The Recognition Of
The National Horseshoe Pitchers
Association

2007

Arch Stokes Memorial Award

Presented To

Lorraine Sternberg

For Continuous Outstanding Service In
Promoting The Development And Growth
Of The Sport Of Horseshoe Pitching

NHPA Hall Of Fame Award

Inducted 2007


Don Weaver

Curt Bestul


Tom Brownell

Highlights from the 42nd Annual NHPA Hall of Fame & Awards Banquet


July 29, 2007 – Ardmore, Oklahoma



Rick Wright accepts a Membership Award plaque. Minnesota won the award for the Most 2006 Junior Members (106) and the Most 2006 Adult Members (893)




Missouri won the Membership Award for Largest Junior Increase (+15). Jim Bainter accepted the award.




Dan Sanders, 1st Vice President presented Steve Summerlin of Michigan with the 2007 Gene and Mary Van Sant Memorial Award which is given each year to the Regional Director who displays the attitude and initiative of fulfilling his/her duties of upholding the image and extending the recognition of the NHPA.



The Sanction League Director of the Year for 2007 is Geri Macha. Louis Engelhardt, president of the Riverside Horseshoe Club in Texas, received the award from Lorraine Sternberg, 3rd Vice President on Geri's behalf.



Jerry LaBrosse, 4th Vice President presented George Nick an Achievement Award for outstanding service to the sport of horseshoe pitching.



Bill Trader also receives the Achievement Award for outstanding service to the sport of horseshoe pitching. His award was presented to him by Stu Sipma, 5th Vice President.



Lorraine Sternberg was honored with the 2007 Arch Stokes Memorial Award for her continuous outstanding service in promoting the development and growth of the sport of horseshoe pitching. Dick Hansen, Secretary/Treasurer presented her with the award.



Don Weaver was inducted into the NHPA Hall of Fame for 2007. Former NHPA Vice President Bonnie Seibold presented Don with his plaque.



2007 NHPA Award Winners:

Front row from left: Curt Bestul, Don Weaver, Lorraine Sternberg, Bonnie Seibold
Back row from left: Steve Summerlin, Jim Bainter, Roy Evans, Rick Wright and George Nick.



One of the inductees into the NHPA Hall of Fame for 2007 was Curt Bestul. Curt is shown here with the Hall of Fame Chairperson, Vicki Winston.



Paul Stewart surprised Bonnie Seibold with a Special Award recognizing her 28 years of service as 4th Vice President of the NHPA.



Hall of Fame Members in attendance of the 2007 NHPA Hall of Fame & Awards Banquet

Front row from left: Vicki Winston, Bonnie Seibold, Don Weaver, Curt Bestul, Don Titcomb
Middle row from left: Debby Michaud, Dave Loucks, Barry Chapelle, Paul Stewart, Merlin Potts
Back row from left: Mark Seibold, Walter Ray Williams, Jr., Ottie Reno, Earl Winston, Dick Hansen



Paul Stewart presented the Presidential Award which recognizes outstanding service and dedication to the promotion of horseshoe pitching at the state and national level. This year the award went to the entire Quail Ridge Horseshoe Club for their efforts in helping to make the NHPA Hall of Fame a reality. Members of the club in attendance accepted the award, including long-distance members, Paul Stewart, Dick Hansen and Paulette Hansen.

Report Your 2007 State/Provincial Tournament Results in the November/December Issue of "Newsline"

Results of your State or Provincial Tournament may be submitted for publication in the next issue of "Horseshoe Pitching Newsline".

Please submit your results in Word, Excel or text format via email if possible. Send results to: psummerlin@cablespeed.com

Please submit your results in the following format.

All Championship groups – Submit name, win/loss record and percentage for all pitchers in the group.

Submit only the winner of the classes other than the championship groups with the same information as above.


If submitting reports via regular "snail" mail, send to: Paula Summerlin, "Newsline" Editor, P.O. Box 536, Webberville, MI 48892-0536

Deadline for results to be submitted for publication is October 1st.

LETTERS TO THE EDITOR @ MAILBAG

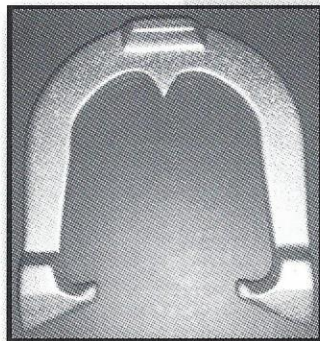
Walter Ray Williams was an incredible inspiration to our new junior pitcher, a first time attendee at the world tournament this year. Walter Ray gave his time, autographed pictures and his trophy - he touched a heart and changed a life! Thank you.

Phyl Quist, Washington



INTRODUCING:

Alan AF Francis Horseshoes




NHPA Sanctioned




Call for pricing:

1-800-841-4685



This is a brand new shoe designed and pitched by 12-time Men's World Champion, Alan Francis. Alan is building up a legendary career in this sport and we felt it was time he had a shoe of his own. So this is it... It even bears his signature to prove it! There was a lot of trial and error in the year that it took to nail down the design for this shoe but we're sure we've come up with something that matches up with Alan's incredible ability to make ringers. This is a traditional styled shoe packed full with all the latest technology in horseshoe design. It's made from the same dead soft alloy that has made Thoroughbred and Imperial horse-




Alan Francis
12 Time World Champ

shoes into our top selling shoes... We expect this shoe to out sell them all! We've incorporated our newest feature, hardened tips, into this shoe first, making it one of the toughest and most durable shoes you can buy. It's a very easy turning shoe with a narrow, pointed ringer break, making it easy to grip for the flip pitch too. The exceptional balance in this design makes it great for any turn or flip... It was well worth the extra effort that went into its design. Like all our other shoes, it has a one year warranty... We were lucky to have one of the best players in the world to help us on this one and now we're passing that benefit on to you!

Order direct from White Distributors or from any NHPA Distributor. Check us out on-line at www.horseshoesonline.com

MENS DIVISION CHAMPIONSHIP CLASS



MENS DIVISION

1. Alan Francis
2. Mark Mauthe
3. Stan Griggs
4. Walter Ray Williams, Jr.
5. Harry Mariano
6. Shannon Foster
7. Duncan McKenzie
8. Tom Gallina
9. Rich Pintor
10. Rick Howe
11. Paul Quam
12. Ken Jones
13. Chad Hyatt
14. Mark Seibold
15. Ken Heinritz
16. Jerry Comstock
17. Darrell D Sherrard
18. Bernie VanLerberg
19. Brooks Symank
20. Gary Kollmann

CHAMPIONSHIP CLASS 2007 WORLD

State	Score	R	SP	%	Score	R	SP	%
OH	81.83	19/0	574	708	81.07	791		
WI	66.17	16/3	667	968	68.9	736		
MO	63.67	15/4	657	1012	64.92	755		
FL	70.83	14/5	625	984	63.52	683		
NM	53.00	13/6	574	1000	57.4	670		
TN	67.33	11/8	634	992	63.91	648		
NS	56.67	11/8	634	1048	60.5	653		
ON	62.67	10/9	611	966	63.25	645		
CO	56.50	10/9	547	940	58.19	615		
RI	62.50	9/10	590	978	60.33	601		
WA	54.33	9/10	493	892	55.27	596		
NM	59.17	8/11	555	960	57.81	620		
NV	54.67	7/12	521	902	57.76	551		
IN	57.50	7/12	533	942	56.58	597		
WI	58.67	7/12	494	908	54.41	471		
CO	52.83	7/12	483	942	51.27	542		
IN	55.00	6/13	502	906	55.41	502		
KS	53.50	6/13	533	970	54.95	597		
TX	53.17	3/16	406	848	47.88	393		
ID	56.00	2/17	502	958	52.4	507		

1. Alan Francis-OH

OPPONENT	SCORE	R	SP	%
1. Jerry Comstock-CO	40/ 9	21	30	70.0
2. Harry Mariano-NM	41/ 11	29	42	69.0
3. Brooks Symank-TX	44/ 3	23	28	82.1
4. Bernie VanLerberg-KS	42/ 11	39	46	84.8
5. Paul Quam-WA	41/ 7	24	30	80.0
6. Chad Hyatt-NV	40/ 9	30	36	83.3
7. Darrell D Sherrard-IN	42/ 0	18	18	100.0
8. Gary Kollmann-ID	40/ 15	27	36	75.0
9. Rich Pintor-CO	40/ 13	38	48	79.2
10. Duncan McKenzie-NS	42/ 10	28	32	87.5
11. Mark Seibold-IN	40/ 5	34	42	81.0
12. Ken Heinritz-WI	41/ 3	23	26	88.5
13. Ken Jones-NM	43/ 5	21	26	80.8
14. Rick Howe-RI	40/ 9	32	38	84.2
15. Tom Gallina-ON	43/ 11	28	36	77.8
16. Stan Griggs-MO	42/ 33	41	58	70.7
17. Mark Mauthe-WI	45/ 18	31	38	81.6
18. Shannon Foster-TN	43/ 11	37	44	84.1
19. Walter Ray Williams, Jr.-FL	42/ 6	50	54	92.6
W- 19 L- 0	791	574	708	81.1

2. Mark Mauthe-WI

OPPONENT	SCORE	R	SP	%
1. Bernie VanLerberg-KS	40/ 14	26	38	68.4
2. Mark Seibold-IN	42/ 11	32	42	76.2
3. Harry Mariano-NM	44/ 38	42	62	67.7
4. Jerry Comstock-CO	42/ 22	37	50	74.0
5. Rich Pintor-CO	40/ 8	57	70	81.4
6. Darrell D Sherrard-IN	41/ 15	29	44	65.9
7. Ken Heinritz-WI	42/ 19	33	48	68.8
8. Chad Hyatt-NV	41/ 24	31	48	64.6
9. Duncan McKenzie-NS	41/ 20	37	50	74.0
10. Brooks Symank-TX	40/ 25	36	52	69.2
11. Paul Quam-WA	43/ 26	26	44	59.1
12. Gary Kollmann-ID	45/ 13	37	50	74.0
13. Stan Griggs-MO	40/ 38	38	58	65.5
14. Tom Gallina-ON	41/ 16	33	46	71.7
15. Rick Howe-RI	41/ 22	43	56	76.8
16. Ken Jones-NM	40/ 24	41	52	78.8
17. Alan Francis-OH	18/ 45	22	38	57.9
18. Walter Ray Williams, Jr.-FL	26/ 42	31	58	53.4
19. Shannon Foster-TN	29/ 40	36	62	58.1
W- 16 L- 3	736	667	968	68.9

3.Stan Griggs-MO

OPPONENT	SCORE	R	SP	%
1.Paul Quam-WA	44/ 37	38	64	59.4
2.Bernie VanLerberg-KS	41/ 26	41	62	66.1
3.Mark Seibold-IN	41/ 27	27	42	64.3
4.Darrell D Sherrard-IN	42/ 23	28	42	66.7
5.Jerry Comstock-CO	41/ 13	25	38	65.8
6.Gary Kollmann-ID	40/ 36	47	76	61.8
7.Duncan McKenzie-NS	34/ 42	46	70	65.7
8.Harry Mariano-NM	42/ 23	30	52	57.7
9.Brooks Symank-TX	42/ 11	28	42	66.7
10.Rich Pintor-CO	40/ 18	32	54	59.3
11.Chad Hyatt-NV	41/ 11	24	34	70.6
12.Ken Jones-NM	41/ 31	36	62	58.1
13.Mark Mauthe-WI	38/ 40	38	58	65.5
14.Shannon Foster-TN	41/ 6	17	26	65.4
15.Walter Ray Williams,Jr.-FL	41/ 31	45	66	68.2
16.Alan Francis-OH	33/ 42	37	58	63.8
17.Ken Heinritz-WI	41/ 15	38	48	79.2
18.Rick Howe-RI	41/ 38	38	60	63.3
19.Tom Gallina-ON	31/ 41	42	58	72.4
W- 15 L- 4	755	657	1012	64.9

5.Harry Mariano-NM

OPPONENT	SCORE	R	SP	%
1.Walter Ray Williams,Jr.-FL	40/ 21	29	48	60.4
2.Alan Francis-OH	11/ 41	18	42	42.9
3.Mark Mauthe-WI	38/ 44	39	62	62.9
4.Shannon Foster-TN	42/ 18	29	42	69.0
5.Ken Jones-NM	41/ 38	23	46	50.0
6.Ken Heinritz-WI	42/ 18	32	50	64.0
7.Gary Kollmann-ID	43/ 29	36	68	52.9
8.Stan Griggs-MO	23/ 42	23	52	44.2
9.Tom Gallina-ON	40/ 38	35	58	60.3
10.Rick Howe-RI	14/ 40	21	38	55.3
11.Rich Pintor-CO	9/ 41	16	38	42.1
12.Darrell D Sherrard-IN	41/ 36	21	42	50.0
13.Chad Hyatt-NV	41/ 36	49	74	66.2
14.Paul Quam-WA	38/ 42	44	74	59.5
15.Mark Seibold-IN	40/ 27	32	56	57.1
16.Duncan McKenzie-NS	42/ 25	32	54	59.3
17.Brooks Symank-TX	41/ 10	26	36	72.2
18.Bernie VanLerberg-KS	41/ 37	40	68	58.8
19.Jerry Comstock-CO	43/ 28	29	52	55.8
W- 13 L- 6	670	574	1000	57.4

7.Duncan McKenzie-NS

OPPONENT	SCORE	R	SP	%
1.Mark Seibold-IN	38/ 41	32	56	57.1
2.Gary Kollmann-ID	40/ 36	31	56	55.4
3.Darrell D Sherrard-IN	41/ 27	46	68	67.6
4.Chad Hyatt-NV	42/ 32	32	50	64.0
5.Tom Gallina-ON	26/ 41	35	60	58.3
6.Ken Jones-NM	42/ 18	29	42	69.0
7.Stan Griggs-MO	42/ 34	49	70	70.0
8.Jerry Comstock-CO	41/ 22	42	66	63.6
9.Mark Mauthe-WI	20/ 41	31	50	62.0
10.Alan Francis-OH	10/ 42	17	32	53.1
11.Shannon Foster-TN	32/ 45	33	56	58.9
12.Brooks Symank-TX	43/ 30	30	56	53.6
13.Walter Ray Williams,Jr.-FL	41/ 22	34	50	68.0
14.Bernie VanLerberg-KS	41/ 35	34	64	53.1
15.Paul Quam-WA	7/ 40	12	32	37.5
16.Harry Mariano-NM	25/ 42	29	54	53.7
17.Rick Howe-RI	45/ 14	43	56	76.8
18.Ken Heinritz-WI	35/ 43	33	60	55.0
19.Rich Pintor-CO	42/ 34	42	70	60.0
W- 11 L- 8	653	634	1048	60.5

4.Walter Ray Williams, Jr.-FL

OPPONENT	SCORE	R	SP	%
1.Harry Mariano-NM	21/ 40	23	48	47.9
2.Jerry Comstock-CO	41/ 13	27	42	64.3
3.Bernie VanLerberg-KS	41/ 29	30	46	65.2
4.Brooks Symank-TX	41/ 3	27	42	64.3
5.Darrell D Sherrard-IN	42/ 26	36	52	69.2
6.Paul Quam-WA	41/ 15	24	36	66.7
7.Rich Pintor-CO	42/ 37	31	58	53.4
8.Ken Heinritz-WI	40/ 18	39	56	69.6
9.Gary Kollmann-ID	41/ 9	32	48	66.7
10.Chad Hyatt-NV	40/ 22	38	60	63.3
11.Ken Jones-NM	45/ 30	48	66	72.7
12.Rick Howe-RI	24/ 42	30	60	50.0
13.Duncan McKenzie-NS	22/ 41	27	50	54.0
14.Mark Seibold-IN	42/ 23	31	46	67.4
15.Stan Griggs-MO	31/ 41	42	66	63.6
16.Tom Gallina-ON	41/ 10	26	34	76.5
17.Shannon Foster-TN	40/ 32	39	62	62.9
18.Mark Mauthe-WI	42/ 26	38	58	65.5
19.Alan Francis-OH	6/ 42	37	54	68.5
W- 14 L- 5	683	625	984	63.5

6.Shannon Foster-TN

OPPONENT	SCORE	R	SP	%
1.Brooks Symank-TX	40/ 9	18	26	69.2
2.Rich Pintor-CO	35/ 45	38	66	57.6
3.Jerry Comstock-CO	40/ 20	34	52	65.4
4.Harry Mariano-NM	18/ 42	21	42	50.0
5.Ken Heinritz-WI	34/ 42	42	68	61.8
6.Bernie VanLerberg-KS	40/ 12	29	36	80.6
7.Chad Hyatt-NV	36/ 44	40	68	58.8
8.Paul Quam-WA	40/ 6	21	26	80.8
9.Darrell D Sherrard-IN	40/ 10	50	64	78.1
10.Gary Kollmann-ID	42/ 25	48	60	80.0
11.Duncan McKenzie-NS	45/ 32	37	56	66.1
12.Mark Seibold-IN	42/ 28	37	56	66.1
13.Tom Gallina-ON	22/ 42	36	58	62.1
14.Stan Griggs-MO	6/ 41	6	26	23.1
15.Ken Jones-NM	44/ 39	38	60	63.3
16.Rick Howe-RI	41/ 35	39	60	65.0
17.Walter Ray Williams,Jr.-FL	32/ 40	36	62	58.1
18.Alan Francis-OH	11/ 43	26	44	59.1
19.Mark Mauthe-WI	40/ 29	38	62	61.3
W- 11 L- 8	648	634	992	63.9

8.Tom Gallina-ON

OPPONENT	SCORE	R	SP	%
1.Chad Hyatt-NV	24/ 41	20	40	50.0
2.Paul Quam-WA	37/ 44	32	60	53.3
3.Ken Heinritz-WI	40/ 9	31	46	67.4
4.Gary Kollmann-ID	45/ 19	34	50	68.0
5.Duncan McKenzie-NS	41/ 26	40	60	66.7
6.Rich Pintor-CO	42/ 6	21	26	80.8
7.Brooks Symank-TX	40/ 28	37	50	74.0
8.Bernie VanLerberg-KS	20/ 45	24	46	52.2
9.Harry Mariano-NM	38/ 40	35	58	60.3
10.Darrell D Sherrard-IN	40/ 16	37	54	68.5
11.Rick Howe-RI	38/ 43	34	58	58.6
12.Jerry Comstock-CO	43/ 28	33	58	56.9
13.Shannon Foster-TN	42/ 22	43	58	74.1
14.Mark Mauthe-WI	16/ 41	26	46	56.5
15.Alan Francis-OH	11/ 43	17	36	47.2
16.Walter Ray Williams,Jr.-FL	10/ 41	16	34	47.1
17.Mark Seibold-IN	41/ 37	46	66	69.7
18.Ken Jones-NM	36/ 40	40	62	64.5
19.Stan Griggs-MO	41/ 31	45	58	77.6
W- 10 L- 9	645	611	966	63.3

9.Rich Pintor-CO

OPPONENT	SCORE	R	SP	%
1.Ken Heinritz-WI	26/ 41	30	54	55.6
2.Shannon Foster-TN	45/ 35	41	66	62.1
3.Paul Quam-WA	41/ 34	27	52	51.9
4.Rick Howe-RI	45/ 14	28	42	66.7
5.Mark Mauthe-WI	8/ 40	45	70	64.3
6.Tom Gallina-ON	6/42	8	26	30.8
7.Walter Ray Williams,Jr.-FL	37/ 42	27	58	46.6
8.Darrell D Sherrard-IN	42/ 22	28	44	63.6
9.Alan Francis-OH	13/ 40	28	48	58.3
10.Stan Griggs-MO	18/ 40	26	54	48.1
11.Harry Mariano-NM	41/ 9	26	38	68.4
12.Chad Hyatt-NV	23/ 40	24	48	50.0
13.Jerry Comstock-CO	28/ 40	31	56	55.4
14.Gary Kollmann-ID	44/ 21	25	46	54.3
15.Bernie VanLerberg-KS	42/ 11	27	36	75.0
16.Brooks Symank-TX	40/ 7	20	34	58.8
17.Ken Jones-NM	42/ 19	31	46	67.4
18.Mark Seibold-IN	40/ 25	36	52	69.2
19.Duncan McKenzie-NS	34/ 42	39	70	55.7
W- 10 L- 9	615	547	940	58.2

11.Paul Quam-WA

OPPONENT	SCORE	R	SP	%
1.Stan Griggs-MO	37/ 44	35	64	54.7
2.Tom Gallina-ON	44/ 37	35	60	58.3
3.Rich Pintor-CO	34/ 41	27	52	51.9
4.Ken Heinritz-WI	32/ 41	28	50	56.0
5.Alan Francis-OH	7/ 41	13	30	43.3
6.Walter Ray Williams,Jr.-FL	15/ 41	17	36	47.2
7.Rick Howe-RI	33/ 40	31	50	62.0
8.Shannon Foster-TN	6/ 40	10	26	38.5
9.Ken Jones-NM	40/ 29	30	52	57.7
10.Mark Seibold-IN	21/ 44	18	42	42.9
11.Mark Mauthe-WI	26/ 43	20	44	45.5
12.Bernie VanLerberg-KS	40/ 39	31	58	53.4
13.Brooks Symank-TX	40/ 25	29	50	58.0
14.Harry Mariano-NM	42/ 38	45	74	60.8
15.Duncan McKenzie-NS	40/ 7	22	32	68.8
16.Jerry Comstock-CO	43/ 34	37	56	66.1
17.Gary Kollmann-ID	44/ 5	23	36	63.9
18.Darrell D Sherrard-IN	10/ 42	16	40	40.0
19.Chad Hyatt-NV	42/ 9	26	40	65.0
W- 9 L- 10	596	493	892	55.3

13.Chad Hyatt-NV

OPPONENT	SCORE	R	SP	%
1.Tom Gallina-ON	41/ 24	25	40	62.5
2.Rick Howe-RI	41/ 19	29	42	69.0
3.Ken Jones-NM	25/ 45	27	48	56.3
4.Duncan McKenzie-NS	32/ 42	29	50	58.0
5.Mark Seibold-IN	9/ 41	23	44	52.3
6.Alan Francis-OH	9/ 40	20	36	55.6
7.Shannon Foster-TN	44/ 36	42	68	61.8
8.Mark Mauthe-WI	24/ 41	26	48	54.2
9.Ken Heinritz-WI	20/ 40	24	48	50.0
10.Walter Ray Williams,Jr.-FL	22/ 40	33	60	55.0
11.Stan Griggs-MO	11/ 41	14	34	41.2
12.Rich Pintor-CO	40/ 23	31	48	64.6
13.Harry Mariano-NM	36/ 41	48	74	64.9
14.Brooks Symank-TX	35/ 40	32	56	57.1
15.Jerry Comstock-CO	40/ 26	25	48	52.1
16.Bernie VanLerberg-KS	30/ 43	28	52	53.8
17.Darrell D Sherrard-IN	40/ 5	28	32	87.5
18.Gary Kollmann-ID	43/ 22	22	34	64.7
19.Paul Quam-WA	9/ 42	15	40	37.5
W- 7 L- 12	551	521	902	57.8

10.Rick Howe-RI

OPPONENT	SCORE	R	SP	%
1.Darrell D Sherrard-IN	30/ 41	28	46	60.9
2.Chad Hyatt-NV	19/ 41	21	42	50.0
3.Gary Kollmann-ID	40/ 38	37	66	56.1
4.Rich Pintor-CO	14/ 45	19	42	45.2
5.Brooks Symank-TX	40/ 14	32	52	61.5
6.Jerry Comstock-CO	40/ 20	28	40	70.0
7.Paul Quam-WA	40/ 33	34	50	68.0
8.Mark Seibold-IN	40/ 25	36	56	64.3
9.Bernie VanLerberg-KS	22/ 40	22	44	50.0
10.Harry Mariano-NM	40/ 14	30	38	78.9
11.Tom Gallina-ON	43/ 38	35	58	60.3
12.Walter Ray Williams,Jr.-FL	42/ 24	35	60	58.3
13.Ken Heinritz-WI	40/ 26	28	54	51.9
14.Alan Francis-OH	9/ 40	22	38	57.9
15.Mark Mauthe-WI	22/ 41	36	56	64.3
16.Shannon Foster-TN	35/ 41	38	60	63.3
17.Duncan McKenzie-NS	14/ 45	32	56	57.1
18.Stan Griggs-MO	38/ 41	37	60	61.7
19.Ken Jones-NM	33/ 40	40	60	66.7
W- 9 L- 10	601	590	978	60.3

12.Ken Jones-NM

OPPONENT	SCORE	R	SP	%
1.Gary Kollmann-ID	40/ 31	37	60	61.7
2.Darrell D Sherrard-IN	42/ 35	32	54	59.3
3.Chad Hyatt-NV	45/ 25	33	48	68.8
4.Mark Seibold-IN	26/ 44	14	36	38.9
5.Harry Mariano-NM	38/ 41	23	46	50.0
6.Duncan McKenzie-NS	18/ 42	21	42	50.0
7.Jerry Comstock-CO	25/ 40	22	48	45.8
8.Brooks Symank-TX	45/ 29	28	44	63.6
9.Paul Quam-WA	29/ 40	26	52	50.0
10.Bernie VanLerberg-KS	43/ 35	28	54	51.9
11.Walter Ray Williams,Jr.-FL	30/ 45	43	66	65.2
12.Stan Griggs-MO	31/ 41	34	62	54.8
13.Alan Francis-OH	5/ 43	8	26	30.8
14.Ken Heinritz-WI	41/ 21	27	42	64.3
15.Shannon Foster-TN	39/ 44	36	60	60.0
16.Mark Mauthe-WI	24/ 40	35	52	67.3
17.Rich Pintor-CO	19/ 42	25	46	54.3
18.Tom Gallina-ON	40/ 36	41	62	66.1
19.Rick Howe-RI	40/ 33	42	60	70.0
W- 8 L- 11	620	555	960	57.8

14.Mark Seibold-IN

OPPONENT	SCORE	R	SP	%
1.Duncan McKenzie-NS	41/ 38	32	56	57.1
2.Mark Mauthe-WI	11/ 42	21	42	50.0
3.Stan Griggs-MO	27/ 41	22	42	52.4
4.Ken Jones-NM	44/ 26	21	36	58.3
5.Chad Hyatt-NV	41/ 9	32	44	72.7
6.Brooks Symank-TX	26/ 45	26	50	52.0
7.Bernie VanLerberg-KS	42/ 29	22	44	50.0
8.Rick Howe-RI	25/ 40	30	56	53.6
9.Jerry Comstock-CO	33/ 42	29	56	51.8
10.Paul Quam-WA	44/ 21	26	42	61.9
11.Alan Francis-OH	5/ 40	23	42	54.8
12.Shannon Foster-TN	28/ 42	32	56	57.1
13.Gary Kollmann-ID	40/ 26	23	42	54.8
14.Walter Ray Williams,Jr.-FL	23/ 42	25	46	54.3
15.Harry Mariano-NM	27/ 40	29	56	51.8
16.Darrell D Sherrard-IN	38/ 41	40	68	58.8
17.Tom Gallina-ON	37/ 41	44	66	66.7
18.Rich Pintor-CO	25/ 40	30	52	57.7
19.Ken Heinritz-WI	40/ 16	26	46	56.5
W- 7 L- 12	597	533	942	56.6

15. Ken Heinritz-WI

OPPONENT	SCORE	R	SP	%
1. Rich Pintor-CO	41/26	34	54	63.0
2. Brooks Symank-TX	40/15	26	40	65.0
3. Tom Gallina-ON	9/40	21	46	45.7
4. Paul Quam-WA	41/32	30	50	60.0
5. Shannon Foster-TN	42/34	44	68	64.7
6. Harry Mariano-NM	18/42	26	50	52.0
7. Mark Mauthe-WI	19/42	27	48	56.3
8. Walter Ray Williams, Jr.-FL	18/40	31	56	55.4
9. Chad Hyatt-NV	40/20	30	48	62.5
10. Jerry Comstock-CO	10/40	13	38	34.2
11. Bernie VanLerberg-KS	6/42	10	30	33.3
12. Alan Francis-OH	3/41	11	26	42.3
13. Rick Howe-RI	26/40	24	54	44.4
14. Ken Jones-NM	21/41	20	42	47.6
15. Darrell D Sherrard-IN	23/42	31	56	55.4
16. Gary Kollmann-ID	40/25	32	48	66.7
17. Stan Griggs-MO	15/41	29	48	60.4
18. Duncan McKenzie-NS	43/35	36	60	60.0
19. Mark Seibold-IN	16/40	19	46	41.3
W- 7 L- 12	471	494	908	54.4

17. Darrell D Sherrard-IN

OPPONENT	SCORE	R	SP	%
1. Rick Howe-RI	41/30	32	46	69.6
2. Ken Jones-NM	35/42	27	54	50.0
3. Duncan McKenzie-NS	27/41	41	68	60.3
4. Stan Griggs-MO	23/42	22	42	52.4
5. Walter Ray Williams, Jr.-FL	26/42	32	52	61.5
6. Mark Mauthe-WI	15/41	19	44	43.2
7. Alan Francis-OH	0/42	4	18	22.2
8. Rich Pintor-CO	22/42	23	44	52.3
9. Shannon Foster-TN	10/40	42	64	65.6
10. Tom Gallina-ON	16/40	29	54	53.7
11. Brooks Symank-TX	21/40	19	48	39.6
12. Harry Mariano-NM	36/41	20	42	47.6
13. Bernie VanLerberg-KS	41/27	38	60	63.3
14. Jerry Comstock-CO	40/19	22	40	55.0
15. Ken Heinritz-WI	42/23	36	56	64.3
16. Mark Seibold-IN	41/38	41	68	60.3
17. Chad Hyatt-NV	5/40	16	32	50.0
18. Paul Quam-WA	42/10	27	40	67.5
19. Gary Kollmann-ID	19/42	12	34	35.3
W- 6 L- 13	502	502	906	55.4

19. Brooks Symank-TX

OPPONENT	SCORE	R	SP	%
1. Shannon Foster-TN	14855	9	26	34.6
2. Ken Heinritz-WI	15/40	18	40	45.0
3. Alan Francis-OH	3/44	10	28	35.7
4. Walter Ray Williams, Jr.-FL	3/41	16	42	38.1
5. Rick Howe-RI	14/40	22	52	42.3
6. Mark Seibold-IN	45/26	31	50	62.0
7. Tom Gallina-ON	28/40	32	50	64.0
8. Ken Jones-NM	29/45	23	44	52.3
9. Stan Griggs-MO	11/42	17	42	40.5
10. Mark Mauthe-WI	25/40	31	52	59.6
11. Darrell D Sherrard-IN	40/21	25	48	52.1
12. Duncan McKenzie-NS	30/43	25	56	44.6
13. Paul Quam-WA	25/40	23	50	46.0
14. Chad Hyatt-NV	40/35	33	56	58.9
15. Gary Kollmann-ID	2/40	12	36	33.3
16. Rich Pintor-CO	7/40	12	34	35.3
17. Harry Mariano-NM	10/41	17	36	47.2
18. Jerry Comstock-CO	18/44	21	48	43.8
19. Bernie VanLerberg-KS	39/42	29	58	50.0
W- 3 L- 16	393	406	848	47.9

16. Jerry Comstock-CO


OPPONENT	SCORE	R	SP	%
1. Alan Francis-OH	9/40	10	30	33.3
2. Walter Ray Williams, Jr.-FL	13/41	20	42	47.6
3. Shannon Foster-TN	20/40	27	52	51.9
4. Mark Mauthe-WI	22/42	30	50	60.0
5. Stan Griggs-MO	13/41	15	38	39.5
6. Rick Howe-RI	20/40	21	40	52.5
7. Ken Jones-NM	40/25	24	48	50.0
8. Duncan McKenzie-NS	22/41	35	66	53.0
9. Mark Seibold-IN	42/33	33	56	58.9
10. Ken Heinritz-WI	40/10	21	38	55.3
11. Gary Kollmann-ID	40/38	24	54	44.4
12. Tom Gallina-ON	28/43	26	58	44.8
13. Rich Pintor-CO	40/28	34	56	60.7
14. Darrell D Sherrard-IN	19/40	16	40	40.0
15. Chad Hyatt-NV	26/40	20	48	41.7
16. Paul Quam-WA	34/43	33	56	58.9
17. Bernie VanLerberg-KS	42/39	37	70	52.9
18. Brooks Symank-TX	44/18	31	48	64.6
19. Harry Mariano-NM	28/43	26	52	50.0
W- 7 L- 12	542	483	942	51.3

18. Bernie VanLerberg-KS

OPPONENT	SCORE	R	SP	%
1. Mark Mauthe-WI	14/40	18	38	47.4
2. Stan Griggs-MO	26/41	36	62	58.1
3. Walter Ray Williams, Jr.-FL	29/41	26	46	56.5
4. Alan Francis-OH	11/42	28	46	60.9
5. Gary Kollmann-ID	41/37	33	58	56.9
6. Shannon Foster-TN	12/40	20	36	55.6
7. Mark Seibold-IN	29/42	18	44	40.9
8. Tom Gallina-ON	45/20	32	46	69.6
9. Rick Howe-RI	40/22	28	44	63.6
10. Ken Jones-NM	35/43	24	54	44.4
11. Ken Heinritz-WI	42/6	22	30	73.3
12. Paul Quam-WA	39/40	31	58	53.4
13. Darrell D Sherrard-IN	27/41	33	60	55.0
14. Duncan McKenzie-NS	35/41	32	64	50.0
15. Rich Pintor-CO	11/42	17	36	47.2
16. Chad Hyatt-NV	43/30	31	52	59.6
17. Jerry Comstock-CO	39/42	36	70	51.4
18. Harry Mariano-NM	37/41	38	68	55.9
19. Brooks Symank-TX	42/39	30	58	51.7
W- 6 L- 13	597	533	970	54.9


20. Gary Kollmann-ID

OPPONENT	SCORE	R	SP	%
1. Ken Jones-NM	31/40	35	60	58.3
2. Duncan McKenzie-NS	36/40	30	56	53.6
3. Rick Howe-RI	38/40	34	66	51.5
4. Tom Gallina-ON	19/45	25	50	50.0
5. Bernie VanLerberg-KS	37/41	32	58	55.2
6. Stan Griggs-MO	36/40	47	76	61.8
7. Harry Mariano-NM	29/43	34	68	50.0
8. Alan Francis-OH	15/40	18	36	50.0
9. Walter Ray Williams, Jr.-FL	9/41	22	48	45.8
10. Shannon Foster-TN	25/42	43	60	71.7
11. Jerry Comstock-CO	38/40	25	54	46.3
12. Mark Mauthe-WI	13/45	28	50	56.0
13. Mark Seibold-IN	26/40	17	42	40.5
14. Rich Pintor-CO	21/44	19	46	41.3
15. Brooks Symank-TX	40/2	23	36	63.9
16. Ken Heinritz-WI	25/40	26	48	54.2
17. Paul Quam-WA	5/44	11	36	30.6
18. Chad Hyatt-NV	22/43	14	34	41.2
19. Darrell D Sherrard-IN	42/19	19	34	55.9
W- 2 L- 17	507	502	958	52.4



Mens Division A1

1. Alan Francis	OH	89.65	15	1	529	640	82.66	721
2. Walter Ray Williams, Jr	FL	74.90	14	2	450	640	70.31	463
3. Shannon Foster	TN	75.64	13	2	404	600	67.33	469
4. Mark Mauthe	WI	74.71	11	4	397	600	66.17	427
5. Tom Gallina	ON	68.86	9	6	376	600	62.67	412
6. Rick Howe	RI	68.15	9	6	375	600	62.50	415
7. Stan Griggs	MO	72.31	8.5	6.5	382	600	63.67	400
8. Darrell D Sherrard	IN	64.77	7.5	7.5	330	600	55.00	313
9. Bert Logsdon	MN	62.15	7.5	7.5	305	600	50.83	365
10. Duncan McKenzie	NS	62.48	6	9	340	600	56.67	354
11. Rich Pintor	CO	62.37	6	9	339	600	56.50	352
12. Robert Booe	KS	67.74	4	11	317	600	52.83	323
13. Jerome McCarty	AL	63.09	4	11	300	600	50.00	312
14. Mark Seibold	IN	63.41	3.5	11.5	345	600	57.50	336
15. Raymond Bedard	MA	62.56	3	12	292	600	48.67	303




Mens Division A2

1. Ken Heinritz	WI	56.42	13	3	374	640	58.44	488
2. Gary Kollmann	ID	59.09	12	4	354	640	55.31	465
3. Ken Jones	NM	61.80	11	4	355	600	59.17	440
4. Chad Hyatt	NV	58.00	10.5	4.5	328	600	54.67	422
5. Alan Larson	MN	59.61	9.5	5.5	308	600	51.33	414
6. Bernie VanLerberg	KS	59.87	8	7	321	600	53.50	408
7. Harry Mariano	NM	58.25	8	7	318	600	53.00	400
8. Dennis Shepherd	IN	57.42	8	7	294	600	49.00	363
9. Drew Becker	ON	55.88	7	8	314	600	52.33	343
10. Jerry Comstock	CO	58.37	6	9	317	600	52.83	392
11. Rick Archuleta	NM	55.71	6	9	285	600	47.50	353
12. Jerry LaBrosse	MN	58.50	5	10	313	600	52.17	393
13. David Mallory	OK	56.68	5	10	306	600	51.00	400
14. Jacob Fimbres	AZ	56.07	5	10	304	600	50.67	327
15. Don Davis	WA	58.35	3.5	11.5	314	600	52.33	340
16. Charles Killgore	MO	58.87	3.5	11.5	289	600	48.17	327


Playoff Game for 20th Position for Championship Men's Move-up

MA1 - Jerry Comstock	CO	1	0	23	40	57.50	25
MA2 - Robert Booe	KS	0	1	24	40	60.00	23



Mens Division B1

1. Jim Renfro	MO	53.65	12	3	290	600	48.33	478
2. Brooks Symank	TX	54.23	11.5	3.5	319	600	53.17	537
3. Paul Quam	WA	53.62	10.5	4.5	326	600	54.33	522
4. Roy Buhler	UT	52.86	10	5	303	600	50.50	486
5. Gary Wood	OK	52.60	10	5	277	600	46.17	440
6. Jerry Werk	MN	50.12	9	6	288	600	48.00	425
7. Tom Endler	WI	53.48	9	6	282	600	47.00	406
8. Meredith Kahrig	OH	50.61	9	6	276	600	46.00	501
9. James 'Ricky' RicharD	LA	53.06	7	8	273	600	45.50	393
10. Orval TK Gibson	AR	49.91	7	8	250	600	41.67	407
11. Kerry Morris	WI	50.00	7	8	236	600	39.33	388
12. Phillip Morris	OK	50.76	5.5	9.5	238	600	39.67	320
13. Daniel Martin	NM	54.21	5.5	9.5	233	600	38.83	343
14. Dale Tex	CA	52.63	5	10	205	600	34.17	307
15. Mike Green	IL	50.90	1	14	190	600	31.67	268
16. John Banks	MI	50.16	1	14	174	600	29.00	224



Mens Division B2


1. Bob Renfro	MO	47.94	12	3	251	600	41.83	463
2. Chuck Arnold	OK	49.01	11	4	293	600	48.83	500
3. Jim Culver	KY	48.60	10	5	298	600	49.67	487
4. Mike Fishnick	IA	49.53	10	5	261	600	43.50	425
5. Brian Fisher	OH	47.97	9.5	5.5	282	600	47.00	437
6. Jimmy Casey	AR	47.57	9	6	253	600	42.17	384
7. Jimmy Higginbotham	MO	48.47	8.5	6.5	271	600	45.17	414
8. Rick Griego	CO	48.31	8.5	6.5	258	600	43.00	412
9. Randy Priddy Sr.	NM	48.16	7.5	7.5	250	600	41.67	380
10. Robert Valley	TX	47.38	7	8	249	600	41.50	428
11. Bob Mccharen	TX	47.41	7	8	243	600	40.50	385
12. Roy Brockman	AR	48.68	6	9	242	600	40.33	407
13. Al Ross	OK	48.20	5.5	9.5	212	600	35.33	333
14. Allan Clark	AR	47.60	5	10	173	600	28.83	279
15. Howard Reed	KS	48.08	3.5	11.5	196	600	32.67	333

**Mens Division C1**


1.Richard Andrysiak	IL	46.49	11.5	3.5	272	600	45.33	424
2.Jim Link	WA	46.16	11	4	278	600	46.33	475
3.Toby Young Sr	IN	46.36	10	5	252	600	42.00	417
4.James S. Kinney Jr.	MO	45.61	9.5	5.5	272	600	45.33	471
5.Keith Platero	NM	44.56	9	6	264	600	44.00	474
6.Brian Looper	KS	45.15	9	6	255	600	42.50	451
7.Gary Dennis	VT	47.14	9	6	224	600	37.33	402
8.Dan Carter	DE	47.00	8.5	6.5	207	600	34.50	432
9.Coke Bowker	TX	46.56	8.5	6.5	196	600	32.67	403
10.Jim Price	ID	46.08	8	7	259	600	43.17	400
11.James Sheehan	MN	44.53	7	8	230	600	38.33	382
12.Forrest Cooper	KY	45.59	6	9	193	600	32.17	357
13.Bruce McLinn	WI	46.75	5	10	219	600	36.50	385
14.Mel Pittman	CA	45.15	5	10	218	600	36.33	350
15.Peter Baca	NM	46.74	3	12	189	600	31.50	349

**Mens Division C2**


1.Kelly Petersen	NE	42.59	12	4	309	640	48.28	575
2.Bud Dodson	TX	43.19	11	5	287	640	44.84	537
3.Art Vandever	NM	43.39	10.5	4.5	227	600	37.83	438
4.Harry Ellout	MI	42.90	9.5	5.5	209	600	34.83	412
5.Stanley Barney	MN	42.58	9	6	224	600	37.33	422
6.Leonard Kimbrel	AR	42.64	8.5	6.5	251	600	41.83	450
7.Joie Welker	MO	43.61	8.5	6.5	231	600	38.50	446
8.Don Branting	NE	43.49	8	7	215	600	35.83	402
9.Emery Brandt	NE	42.85	7.5	7.5	210	600	35.00	399
10.Stuart Sipma	ND	42.08	7	8	221	600	36.83	417
11.Jeff Ratcliff	TX	43.80	7	8	203	600	33.83	366
12.Tom Routh	KS	44.41	7	8	198	600	33.00	381
13.Dewayne Moody	AR	43.64	5	10	206	600	34.33	337
14.Merle Alswager	NE	43.15	5	10	205	600	34.17	324
15.Terry Sternberg	WI	42.38	3	12	202	600	33.67	355
16.Bob Outt	MO	43.09	2.5	12.5	186	600	31.00	295

**Mens Division D1**

1.Bob Knudtson	MN	41.97	12.5	3.5	256	640	40.00	534
2.David Davis	OK	41.25	11.5	4.5	244	640	38.13	493
3.Butch/Evertt White	MT	40.57	11	4	229	600	38.17	477
4.Paul Kennedy	TX	41.39	10.5	4.5	218	600	36.33	369
5.Dennis Simler	IL	40.44	9	6	216	600	36.00	437
6.Marvin Two Crow	TX	41.27	8.5	6.5	242	600	40.33	417
7.Larry Myers	GA	41.54	8	7	217	600	36.17	429
8.Jim Gregory	MO	41.82	8	7	212	600	35.33	451
9.Ray Welsh	OH	40.50	8	7	206	600	34.33	395
10.Ralph Parra	AZ	41.73	8	7	205	600	34.17	399
11.Robert Washburn	KS	40.53	6	9	155	600	25.83	355
12.Terry Day	TX	41.25	5.5	9.5	170	600	28.33	374
13.Rich Larsen	IL	40.47	5	10	152	600	25.33	275
14.John Vican	NE	41.79	4.5	10.5	191	600	31.83	363
15.Leo Bratland	IL	41.93	3	12	143	600	23.83	327
16.Sidney Chandler	TX	40.38	2	13	60	200	30.00	98


**Mens Division D2**

1.Craig Sears	AR	39.63	12	3	202	600	33.67	409
2.Tim Gardner	AR	39.64	11	4	223	600	37.17	404
3.Terry Hiatt	NE	39.57	10	5	217	600	36.17	455
4.Ron Hopman	AR	40.34	10	5	194	600	32.33	374
5.Stan Bonnes	CO	40.00	9.5	5.5	194	600	32.33	413
6.David Holliday	PA	40.36	9	6	232	600	38.67	445
7.Vine Marks	SD	39.60	8.5	6.5	191	600	31.83	379
8.Melvin Cole	NM	39.68	8	7	195	600	32.50	395
9.Wayne Dusenbery	FL	40.22	8	7	173	600	28.83	414
10.Mel Yockstick	CO	40.21	7.5	7.5	210	600	35.00	447
11.Hank Kane	CA	40.00	7	8	175	600	29.17	363
12.Ralph Marthaler	WI	39.45	6	9	188	600	31.33	384
13.Dale Muehlenbrock	TX	39.74	5	10	175	600	29.17	330
14.Perry Huff	CA	40.00	5	10	151	600	25.17	319
15.Harvey Kooy	CA	39.34	3.5	11.5	153	600	25.50	296



Mens Division E1

1.Herschel E Walters	IN	38.90	14	1	248	600	41.33	502
2.Donald Henry	CA	39.27	11	4	247	600	41.17	476
3.Harold Jamieson	TX	39.25	10	5	231	600	38.50	499
4.Julian Romero	CO	39.00	10	5	222	600	37.00	478
5.Darren Traweek	TX	38.49	10	5	192	600	32.00	420
6.Revis McKee	CA	38.97	9	6	213	600	35.50	414
7.Lee Watkins	IL	38.65	9	6	183	600	30.50	412
8.Carl Mercer	CA	36.37	7.5	7.5	178	600	29.67	387
9.Sam Caincross	FL	38.86	7	8	226	600	37.67	437
10.Darwin Petersen	NE	39.26	7	8	205	600	34.17	406
11.Michael Lee Huff	TX	38.51	6.5	8.5	185	600	30.83	372
12.Jerry Sneary	LA	38.90	6	9	180	600	30.00	389
13.James Hess	FL	38.56	5	10	139	600	23.17	274
14.Danny Williams	MO	39.28	4	11	143	600	23.83	263
15.Harold Alexander	AR	38.68	4	11	135	600	22.50	316



Mens Division E2

1.James Miller	TX	37.20	12	3	245	600	40.83	527
2.Sam Good	IN	38.01	11	4	192	600	32.00	431
3.Justin Sipma	ND	37.20	10	5	226	600	37.67	450
4.Dane Clark	GA	38.10	10	5	195	600	32.50	431
5.Steve Steck	MO	38.29	9	6	206	600	34.33	420
6.Hiram Chaffin	AR	37.55	9	6	205	600	34.17	392
7.Kevin Botts	AZ	37.50	8.5	6.5	198	600	33.00	401
8.Robert Kingsolver Sr.	MO	37.66	8.5	6.5	178	600	29.67	378
9.Kurt Whaley	SD	38.24	8	7	132	600	22.00	336
10.Junior Hill	AR	37.78	7.5	7.5	180	600	30.00	376
11.Roy Stallsmith	NM	37.50	6	9	169	600	28.17	321
12.Rick Eddy	CA	37.84	5	10	177	600	29.50	325
13.Patrick R Kanaly	FL	37.26	5	10	169	600	28.17	358
14.Craig B Schadler	NY	38.38	4.5	10.5	189	600	31.50	381
15.Joe L Martin	ND	37.57	4	11	176	600	29.33	336
16.Ron Kindrick	AL	38.26	2	13	149	600	24.83	295




Mens Division F1

1.Glen Isham	OK	36.97	12	3	207	600	34.50	494
2.Ed Posey	TX	35.71	11.5	3.5	221	600	36.83	434
3.Deen Jackson	TX	36.81	11	4	211	600	35.17	464
4.Melvin Jeardoe	KS	36.85	10	5	194	600	32.33	461
5.John Setzer	MO	37.07	9	6	190	600	31.67	383
6.Randy Johnson	KY	36.42	8	7	185	600	30.83	380
7.Randall Johnson	KY	35.73	8	7	174	600	29.00	365
8.Mike Deer	OK	35.86	7.5	7.5	210	600	35.00	457
9.Doug Strong	AZ	36.76	7.5	7.5	168	600	28.00	381
10.Jerry Holt	OK	36.86	7	8	159	600	26.50	396
11.Ken Alligood	TX	35.87	6	9	165	600	27.50	325
12.Ronnie Miller	GA	36.66	6	9	164	600	27.33	348
13.Jerry Jessmore	NY	36.11	5	10	148	600	24.67	339
14.Glenn Rippetoe	CA	36.33	5	10	143	600	23.83	329
15.Don Hutchens	GA	35.65	3.5	11.5	113	600	18.83	294
16.Lester Bartels	KS	35.83	3	12	169	600	28.17	375




Mens Division F2

1.Joe Tiger	OK	34.86	13	3	244	640	38.13	514
2.Joe Aldana	CA	34.85	12	4	178	640	27.81	467
3.Brent Wood	ID	35.52	9.5	5.5	223	600	37.17	451
4.Mike Watkins	MO	34.86	9.5	5.5	176	600	29.33	403
5.Edward Simmers	OK	35.00	9	6	185	600	30.83	407
6.Dick Hansen	WI	34.70	9	6	164	600	27.33	389
7.Keith Tabor Sr.	NM	35.20	8	7	166	600	27.67	401
8.Larry Chaney	CO	35.47	7	8	193	600	32.17	377
9.Roger Flinn	TX	35.18	7	8	160	600	26.67	406
10.Michael L. Gillespie	MO	34.72	7	8	146	600	24.33	322
11.Richard Giese	MN	34.64	6	9	166	600	27.67	408
12.Jim Ince	TX	35.58	5.5	9.5	155	600	25.83	359
13.Dale Stromberg	CO	34.78	5.5	9.5	147	600	24.50	333
14.Larry G. Brown	MO	35.13	5	10	171	600	28.50	354
15.Ken Howe	MN	34.62	4	11	167	600	27.83	345
16.Marvin Dirks	IA	34.77	4	11	111	600	18.50	308




Mens Division G1

1.Robert Jackson	KS	33.60	12	4	229	640	35.78	512
2.Albert Bobby Harjo	OK	33.93	11	5	212	640	33.13	456
3.Joseph Thomsen	NE	33.43	10.5	4.5	197	600	32.83	436
4.Bill Marvin	IL	34.02	10	5	186	600	31.00	407
5.Levi Pierce	NJ	33.69	9.5	5.5	210	600	35.00	424
6.Bob Brakhane	IL	34.21	8	7	192	600	32.00	444
7.Jerry Zastrow	MN	33.76	8	7	191	600	31.83	416
8.Dave Morales	CO	33.15	8	7	185	600	30.83	428
9.Marvin Hanson	TX	34.57	8	7	158	600	26.33	371
10.Joe Justus II	TX	33.18	6.5	8.5	154	600	25.67	344
11.Jerry Huff	AL	34.38	6	9	160	600	26.67	330
12.Gene Alderman	MI	34.05	6	9	133	600	22.17	325
13.Dale Estep	PA	34.54	5	10	148	600	24.67	305
14.Buck Ballard	OH	33.10	4.5	10.5	158	600	26.33	299
15.Joe Justus Sr	TX	33.63	4	11	143	600	23.83	283
16.David Romero	NM	34.25	4	11	138	600	23.00	333



Mens Division G2

1.Sam Beaver	OK	31.73	14	1	226	600	37.67	514
2.Ronald Kohn	MI	31.64	11.5	3.5	165	600	27.50	464
3.Jim Vigil	CO	33.05	11	4	164	600	27.33	429
4.Jim A Watson	IN	32.87	9	6	170	600	28.33	414
5.Bill Winfrey	TX	32.67	9	6	149	600	24.83	369
6.Joe Mueller	MN	32.17	7	8	152	600	25.33	367
7.Gene Limbach	NE	33.01	7	8	145	600	24.17	365
8.Ron Nostdahl	WY	32.00	7	8	143	600	23.83	322
9.J.C. Bowen	OK	32.25	7	8	142	600	23.67	340
10.Larry Pohlman	IL	33.07	7	8	136	600	22.67	303
11.James Perry	NY	31.65	7	8	112	600	18.67	342
12.Danny Kyle	CA	32.89	6.5	8.5	124	600	20.67	347
13.Chuck McCarthy	CA	32.75	6	9	160	600	26.67	371
14.Lyle A Dorler	NY	31.45	6	9	136	600	22.67	345
15.Jerry Reyna	AZ	31.90	5	10	124	600	20.67	269
16.Bruce Hinze	TX	31.71	0	15	85	600	14.17	213




Mens Division H1

1.Zane Goggin	GA	31.29	11.5	3.5	188	600	31.33	453
2.Mike Littell	MN	28.96	10	5	182	600	30.33	410
3.Robert Beagle	MI	30.56	10	5	155	600	25.83	426
4.Steve Frost	ME	30.75	9.5	5.5	155	600	25.83	411
5.Dave Shreve	IL	30.86	9	6	136	600	22.67	382
6.Robert Bastel	MO	30.93	8.5	6.5	187	600	31.17	438
7.David Cowan Sr	VA	31.16	8	7	151	600	25.17	400
8.James M. David	MN	31.01	8	7	138	600	23.00	365
9.David Gacha	TX	31.17	8	7	132	600	22.00	345
10.Jim Rebrovich	MN	31.15	7.5	7.5	138	600	23.00	368
11.Tim Davis	OK	30.87	6.5	8.5	136	600	22.67	315
12.Daniel Stremick	AZ	30.55	6	9	156	600	26.00	320
13.Leslie Mansell	TX	31.01	6	9	142	600	23.67	371
14.Catarino Hernandez JR.	KS	31.33	5	10	141	600	23.50	321
15.Ron Murphy	TX	30.56	3.5	11.5	108	600	18.00	274
16.Ken Ryel	OK	30.90	3	12	101	600	16.83	303




Mens Division H2

1.Willard Williams	TN	30.38	11	4	136	600	22.67	437
2.Ron Pelzer	NE	29.27	10.5	4.5	139	600	23.17	413
3.Jerel Flora	OK	30.00	9.5	5.5	155	600	25.83	403
4.Kip Messer	OK	29.52	9	6	155	600	25.83	394
5.John Wemhoff	NE	30.16	8.5	6.5	161	600	26.83	416
6.Kenneth Parks	TX	29.33	8.5	6.5	127	600	21.17	364
7.Phillip Lynch	KS	29.68	8	7	144	600	24.00	350
8.Guy Modde	IL	30.23	8	7	130	600	21.67	356
9.Mickey Eubanks	AR	29.14	7.5	7.5	127	600	21.17	346
10.Roger Sinclair	MO	30.09	7.5	7.5	125	600	20.83	329
11.John Carpenter	OK	30.29	7	8	135	600	22.50	356
12.Gary Fuller	WA	30.16	6.5	8.5	115	600	19.17	300
13.Rick Wright	MN	29.48	6	9	142	600	23.67	384
14.Joseph Gallagher	FL	29.62	6	9	115	600	19.17	314
15.Paul L. Beard Jr.	MO	29.32	4.5	10.5	135	600	22.50	357
16.Chris Oswald	MO	30.00	2	13	101	600	16.83	272




Mens Division I1

1.Terry Halvorsen	PA	28.55	15	0	148	600	24.67	472
2.Blaine Scott	UT	28.36	12	3	158	600	26.33	438
3.Lee Miller Jr.	MO	28.53	10	5	165	600	27.50	442
4.Craig Smith	WY	29.13	9.5	5.5	157	600	26.17	443
5.Roland Bertrand	LA	28.57	9	6	144	600	24.00	381
6.Leon Bell	OK	28.65	8.5	6.5	173	600	28.83	413
7.Layne Burton	OK	29.04	8	7	146	600	24.33	383
8.Paul Highlander	NC	29.06	7.5	7.5	131	600	21.83	388
9.Ronald K Bowerman	NY	28.68	7.5	7.5	105	600	17.50	356
10.Tim Bailey	TX	28.69	6.5	8.5	144	600	24.00	346
11.Joe Cook	TX	28.63	6.5	8.5	126	600	21.00	346
12.Martin Soucy	NB	28.50	6	9	145	600	24.17	363
13.Scott Wine	CA	28.42	4.5	10.5	115	600	19.17	309
14.James Elmer Stegall	TX	28.91	4.5	10.5	104	600	17.33	270
15.Rickey Doty	TX	28.43	3	12	133	600	22.17	294
16.Tom Dunham	SD	28.91	2	13	107	600	17.83	240




Mens Division I2

1.Jim Mihura	OK	28.30	15	0	256	600	42.67	600
2.Ron Highley	MO	28.20	12.5	2.5	186	600	31.00	463
3.Glenn Burton	OK	27.23	11.5	3.5	179	600	29.83	443
4.Dennis Harville	CA	27.81	11	4	173	600	28.83	431
5.Ron Gwinn	KS	27.82	10	5	150	600	25.00	378
6.John Press	IL	27.46	8.5	6.5	174	600	29.00	392
7.Richard Thompson	GA	27.39	8	7	178	600	29.67	396
8.Dennis Mills	MO	27.61	8	7	123	600	20.50	322
9.Tex Ronning	CA	28.12	7	8	124	600	20.67	345
10.Joe Beneky	IL	27.32	6.5	8.5	133	600	22.17	355
11.Daniel Gavin	MO	27.64	6.5	8.5	125	600	20.83	311
12.Alan Hobbs	OK	27.98	5.5	9.5	128	600	21.33	291
13.Ronald Henson	TX	27.79	4.5	10.5	107	600	17.83	250
14.Nickey Henry	TX	27.73	2.5	11.5	72	400	18.00	178
15.Gary Walker	OK	27.83	2	13	81	600	13.50	246




Mens Division J1

1.Erik Harjo	OK	26.95	13	3	185	640	28.91	499
2.Clint Sloan	MO	27.16	12	4	159	640	24.84	427
3.Metro Garza	OK	26.71	11	4	198	600	33.00	485
4.Kenny Pruitt	OK	26.96	10.5	4.5	145	600	24.17	388
5.Sam Ramos	CO	26.84	10.5	4.5	116	600	19.33	377
6.Larry Lee	TX	26.40	9	6	137	600	22.83	368
7.Alan Ringo	OR	26.32	8.5	6.5	166	600	27.67	404
8.Charles Casey	WV	26.29	7.5	7.5	143	600	23.83	370
9.Kenny Berend	TX	26.46	7	8	125	600	20.83	357
10.Kermit Greer	MD	26.93	6.5	8.5	124	600	20.67	319
11.Guy Casey	WV	27.10	6	9	126	600	21.00	362
12.Jim Haley	GA	26.93	6	9	115	600	19.17	336
13.Darrell McCullough	WA	26.96	5	10	109	600	18.17	311
14.Windell Stephens	CA	26.70	4	11	85	600	14.17	264
15.Robert Hottinger	FL	26.33	3.5	11.5	79	600	13.17	267
16.Larry Holmes	NE	26.82	1	14	98	600	16.33	247



Mens Division J2

1.Martin Santillana	CA	25.29	14	1	170	600	28.33	474
2.Dave Dow	WA	26.13	13	2	152	600	25.33	445
3.Randy Mitchell	TX	24.56	10	5	139	600	23.17	410
4.Richard Robbins	CA	25.41	9.5	5.5	129	600	21.50	382
5.Kelley Tooley	TX	25.68	9	6	151	600	25.17	380
6.Larry Harnett	NE	25.36	9	6	131	600	21.83	373
7.Larry Brabec	MN	25.17	9	6	130	600	21.67	442
8.Steve Courson	KS	25.78	9	6	112	600	18.67	318
9.Douglas Stewien	TX	24.92	8	7	118	600	19.67	335
10.Dewain Bourdon	TX	26.27	7	8	117	600	19.50	311
11.Carl Harris	TX	24.50	5	10	95	600	15.83	294
12.Buddy Ayer	GA	24.42	4.5	10.5	77	600	12.83	303
13.Ralph C Jones	TX	25.44	4	11	107	600	17.83	279
14.John Straley	TX	24.87	4	11	83	600	13.83	246
15.Bill Trader	ND	25.33	3	12	49	440	11.14	145
16.Miguel Aguilar	TX	25.12	2	13	106	600	17.67	270




Mens Division K1

1.Ron Welsh	NE	22.94	13	2	151	600	25.17	475
2.Victor L. Ortega	TX	23.08	12.5	2.5	131	600	21.83	403
3.James H. Adkins	MO	23.43	11.5	3.5	156	600	26.00	438
4.Raymond R. Phelps	MO	22.95	11	4	133	600	22.17	408
5.Danny Wetzel	MO	23.56	10	5	115	600	19.17	364
6.Mike Holley	AB	22.88	9	6	103	600	17.17	336
7.Thomas Shannon	OK	24.26	8.5	6.5	119	600	19.83	346
8.Larry Pertuit	LA	24.26	8.5	6.5	111	600	18.50	377
9.Eldon Richey	OK	24.00	8	7	112	600	18.67	332
10.Jim Quist	WA	23.33	8	7	83	600	13.83	310
11.John Stover	SD	23.83	6	9	111	600	18.50	320
12.Manuel Deleon	TX	22.80	5	10	67	600	11.17	236
13.Ed Ramos	CO	23.22	4	11	62	600	10.33	213
14.Jim Nicholas	AR	23.25	3	12	74	600	12.33	219
15.Gerry Striplin	LA	23.58	2	13	79	600	13.17	225




Mens Division K2

1.Steve Fuhrmann	TX	22.50	13	2	160	600	26.67	453
2.Casey Sluys	CA	22.23	11	4	114	600	19.00	414
3.Randy Springer	KS	20.78	10	5	117	600	19.50	437
4.Travis Hill	KS	22.50	9	6	117	600	19.50	356
5.Mike Jarvis	KS	21.54	9	6	104	600	17.33	352
6.Wayne Prouse	TX	21.71	9	6	92	600	15.33	300
7.Robin Constance	MN	21.94	8	7	131	600	21.83	340
8.Darrell Keil	KS	22.14	8	7	109	600	18.17	283
9.Douglas T. Tripp	MO	22.37	7	8	129	600	21.50	358
10.Cliff Blevins	MO	21.66	7	8	91	600	15.17	299
11.Jeff Henkes	TX	21.62	6	9	123	600	20.50	359
12.Lee McCumsey	IL	21.40	6	9	104	600	17.33	302
13.Tom Hawkins	OK	21.48	6	9	102	600	17.00	296
14.Dale Ackman	MN	21.32	6	9	89	600	14.83	272
15.James H. Caufield	MO	21.76	5	10	68	600	11.33	236



Mens Division L1

1.Doyle Adamson	CO	20.63	14	1	122	600	20.33	432
2.Wayne Goers	IL	19.26	13	2	105	600	17.50	378
3.Bob Cutright Sr.	MO	20.35	13	2	78	600	13.00	365
4.Mark Wolffradt	MI	19.27	11	4	107	600	17.83	369
5.Ken Rodenberg	CO	20.68	11	4	94	600	15.67	361
6.Ron Fritz	IL	20.53	8.5	6.5	84	600	14.00	330
7.Alfred I. Mundy	MO	20.00	8	7	87	600	14.50	292
8.Mike Rogers	IL	19.42	8	7	78	600	13.00	310
9.Steve Bruemmer	MO	20.46	7	8	96	600	16.00	290
10.Larry Munhofen	NE	20.00	7	8	74	600	12.33	279
11.Jerrell Prough	OK	19.37	5.5	9.5	60	600	10.00	253
12.Bob Schnaible	SD	19.47	4.5	10.5	82	600	13.67	281
13.John Green	OH	20.53	4.5	10.5	80	600	13.33	275
14.Don Goers	IL	19.31	4	11	90	600	15.00	261
15.Ron Swartzendruber	IA	20.41	1	14	57	600	9.50	184




Mens Division L2

1.Alan Jones	AZ	18.44	12	1	108	520	20.77	368
2.Jerry Brown	OK	18.71	11	2	134	520	25.77	415
3.Dan Hines	MO	18.97	10	3	114	520	21.92	343
4.Ed Thigpen	TX	18.47	9	4	120	520	23.08	374
5.Daniel W. Allen	MO	18.28	7.5	5.5	96	520	18.46	340
6.Adam Peterson	SD	18.26	7	6	103	520	19.81	343
7.Harold Kennedy	NE	18.72	6.5	6.5	82	520	15.77	287
8.Daniel Scharidin	MN	18.83	6	7	81	520	15.58	297
9.Danny Berry	TX	18.71	6	7	74	520	14.23	269
10.Rick McCabe	WY	18.84	5	8	108	520	20.77	287
11.Micah Snead	MN	19.13	4	9	70	520	13.46	244
12.Gary L. Strohm	MO	18.31	4	9	51	520	9.81	175
13.David Watson	TX	18.68	3	10	31	520	5.96	168
14.Daren Chambers	MN	18.42	.0	13	18	520	3.46	98




Mens Division L1

1.Doyle Adamson	CO	20.63	14	1	122	600	20.33	432
2.Wayne Goers	IL	19.26	13	2	105	600	17.50	378
3.Bob Cutright Sr.	MO	20.35	13	2	78	600	13.00	365
4.Mark Wolffradt	MI	19.27	11	4	107	600	17.83	369
5.Ken Rodenberg	CO	20.68	11	4	94	600	15.67	361
6.Ron Fritz	IL	20.53	8.5	6.5	84	600	14.00	330
7.Alfred I. Mundy	MO	20.00	8	7	87	600	14.50	292
8.Mike Rogers	IL	19.42	8	7	78	600	13.00	310
9.Steve Bruemmer	MO	20.46	7	8	96	600	16.00	290
10.Larry Munhofen	NE	20.00	7	8	74	600	12.33	279
11.Jerrell Prough	OK	19.37	5.5	9.5	60	600	10.00	253
12.Bob Schnaible	SD	19.47	4.5	10.5	82	600	13.67	281
13.John Green	OH	20.53	4.5	10.5	80	600	13.33	275
14.Don Goers	IL	19.31	4	11	90	600	15.00	261
15.Ron Swartzendruber	IA	20.41	1	14	57	600	9.50	184




Mens Division M2

1.Dorran Vogler	IN	14.41	11	2	70	520	13.46	285
2.Greg Smith	LA	14.72	9	4	85	520	16.35	284
3.George Chichura	MO	15.00	9	4	57	520	10.96	300
4.Mark Stevens	AL	15.42	8.5	4.5	56	520	10.77	254
5.Joe Newman	KS	15.27	8	5	75	520	14.42	270
6.James Bond	CO	13.88	8	5	67	520	12.88	269
7.Leslie Marquardt	MN	15.29	8	5	39	520	7.50	281
8.Tim Miles	OK	14.16	7	6	50	520	9.62	217
9.Mike Zamora	TX	13.95	6.5	6.5	65	520	12.5	258
10.David Greer	TX	13.76	5.5	7.5	63	520	12.12	259
11.Jay Garrett	OK	14.24	4	9	53	520	10.19	204
12.Randy Robinson	OK	14.52	3	10	54	520	10.38	187
13.Richard A. Johnson	TX	13.77	2.5	10.5	30	520	5.77	137
14.Daryl Snyder	ND	13.97	1	12	32	520	6.15	149



Mens Division N1


1.Gary Hively	TX	12.08	11.5	1.5	72	520	13.85	306
2.Thurman Brown	MI	11.04	10.5	2.5	70	520	13.46	272
3.Jeff Johnson	OK	10.16	10	3	82	520	15.77	296
4.Bill Kern	WY	12.80	9.5	3.5	71	520	13.65	290
5.Ron Agnew	OK	12.50	8	5	61	520	11.73	259
6.John Keller	MO	13.08	8	5	53	520	10.19	251
7.Lance Soles	TX	12.50	7.5	5.5	62	520	11.92	257
8.Richard Trujillo	CO	12.91	7	6	57	520	10.96	261
9.Johney Vanderburg	OK	12.50	6	7	54	520	10.38	286
10.Daniel L. Olson	MO	12.20	4	9	43	520	8.27	169
11.Walter R Jackson	TX	9.94	4	9	40	520	7.69	160
12.John T. Dods	MO	12.53	4	9	14	520	2.69	131
13.Jessie Davis	TX	10.50	1	12	38	520	7.31	122



Mens Division N2

1.Charles Fischer	OK	9.42	13	0	115	520	22.12	481
2.Garry Jackson	OK	9.04	11	2	53	520	10.19	278
3.Charles Roeser	MN	8.93	10	3	70	520	13.46	290
4.Don Smith	IA	8.72	10	3	66	520	12.69	281
5.Robert J. Trujillo	CO	6.33	7	6	43	520	8.27	237
6.Butch Sponaugle	MO	9.43	7	6	43	520	8.27	206
7.Rob Witherington	CO	9.67	7	6	39	520	7.50	203
8.Ronald Brickell	CA	9.00	6.5	6.5	37	520	7.12	218
9.Ron Smith	LA	9.23	5	8	35	520	6.73	148
10.Wade Koonce	IL	3.38	5	8	15	520	2.88	169
11.John Carlton	IL	9.90	4.5	8.5	27	520	5.19	180
12.John Foster	MN	6.33	4	9	26	520	5.00	193
13.Paul Foster	MO	2.47	1	12	21	520	4.04	111

SENIOR MENS DIVISION CHAMPIONSHIP CLASS



SENIOR MENS DIVISION CHAMPIONSHIP CLASS 2007 WORLD

1. Ron Deckard	FL	61.67	9/2	277	452	61.28	407
2. Paul LaCrosse	CO	59.17	8/3	365	582	62.71	424
3. M.O. Turner	MO	62.50	8/3	364	600	60.67	406
4. Gerald Stangland	MN	52.00	7/4	369	604	61.09	394
5. Rich Knerem Sr.	OH	55.00	7/4	300	496	60.48	417
6. Richard Altis	MO	56.00	6/5	304	548	55.47	375
7. Tom Westbrook	SC	60.50	5/6	329	584	56.34	355
8. Gary Roberts	OH	54.67	5/6	269	506	53.16	313
9. Bob Lautenschleger	OH	52.00	4/7	284	532	53.38	325
10. Levi Miller Jr.	OH	51.50	3/8	315	582	54.12	347
11. Paul Stewart	NC	55.50	3/8	292	570	51.23	324
12. Dick Dvorak	MN	52.33	1/10	206	496	41.53	226

1. Ron Deckard-FL

OPPONENT	SCORE	R	SP	%
1. Bob Lautenschleger-OH	40/ 25	33	50	66.0
2. Gerald Stangland-MN	40/ 19	29	48	60.4
3. Dick Dvorak-MN	40/ 8	19	26	73.1
4. Gary Roberts-OH	41/ 12	25	32	78.1
5. Rich Knerem Sr.-OH	40/ 27	27	44	61.4
6. Levi Miller Jr.-OH	42/ 32	31	54	57.4
7. Paul LaCrosse-CO	23/ 42	23	46	50.0
8. Paul Stewart-NC	40/ 9	17	26	65.4
9. Tom Westbrook-SC	40/ 9	32	44	72.7
10. Richard Altis-MO	41/ 22	26	42	61.9
11. M.O. Turner-MO	20/ 40	15	40	37.5
W- 9 L- 2	407	277	452	61.3

3. M.O. Turner-MO

OPPONENT	SCORE	R	SP	%
1. Levi Miller Jr.-OH	40/ 15	40	50	80.0
2. Bob Lautenschleger-OH	40/ 32	41	64	64.1
3. Gerald Stangland-MN	39/ 42	45	70	64.3
4. Dick Dvorak-MN	40/ 25	29	54	53.7
5. Gary Roberts-OH	41/ 20	35	54	64.8
6. Rich Knerem Sr.-OH	42/ 36	34	58	58.6
7. Paul Stewart-NC	40/ 31	27	44	61.4
8. Richard Altis-MO	42/ 14	27	42	64.3
9. Paul LaCrosse-CO	10/ 44	17	44	38.6
10. Tom Westbrook-SC	32/ 41	46	80	57.5
11. Ron Deckard-FL	40/ 20	23	40	57.5
W- 8 L- 3	406	364	600	60.7

2. Paul LaCrosse-CO

OPPONENT	SCORE	R	SP	%
1. Dick Dvorak-MN	42/ 19	34	62	54.8
2. Gary Roberts-OH	44/ 7	23	36	63.9
3. Rich Knerem Sr.-OH	45/ 27	32	48	66.7
4. Levi Miller Jr.-OH	41/ 8	29	38	76.3
5. Bob Lautenschleger-OH	41/ 5	32	46	69.6
6. Gerald Stangland-MN	26/ 45	42	72	58.3
7. Ron Deckard-FL	42/ 23	29	46	63.0
8. Tom Westbrook-SC	24/ 42	28	56	50.0
9. M.O. Turner-MO	44/ 10	30	44	68.2
10. Paul Stewart-NC	34/ 40	51	78	65.4
11. Richard Altis-MO	41/ 30	35	56	62.5
W- 8 L- 3	424	365	582	62.7

4. Gerald Stangland-MN

OPPONENT	SCORE	R	SP	%
1. Tom Westbrook-SC	43/ 26	40	60	66.7
2. Ron Deckard-FL	19/ 40	23	48	47.9
3. M.O. Turner-MO	42/ 39	47	70	67.1
4. Paul Stewart-NC	45/ 35	34	56	60.7
5. Richard Altis-MO	35/ 40	30	48	62.5
6. Paul LaCrosse-CO	45/ 26	49	72	68.1
7. Gary Roberts-OH	34/ 41	34	58	58.6
8. Dick Dvorak-MN	40/ 34	34	56	60.7
9. Rich Knerem Sr.-OH	10/ 41	16	32	50.0
10. Levi Miller Jr.-OH	40/ 23	34	56	60.7
11. Bob Lautenschleger-OH	41/ 31	28	48	58.3
W- 7 L- 4	394	369	604	61.1

5. Rich Knerem Sr.-OH

OPPONENT	SCORE	R	SP	%
1. Paul Stewart-NC	40/ 10	20	36	55.6
2. Richard Altis-MO	39/ 40	37	56	66.1
3. Paul LaCrosse-CO	27/ 45	26	48	54.2
4. Tom Westbrook-SC	42/ 37	28	46	60.9
5. Ron Deckard-FL	27/ 40	23	44	52.3
6. M.O. Turner-MO	36/ 42	30	58	51.7
7. Levi Miller Jr.-OH	41/ 36	33	62	53.2
8. Bob Lautenschleger-OH	40/ 16	26	40	65.0
9. Gerald Stangland-MN	41/ 10	26	32	81.3
10. Dick Dvorak-MN	43/ 17	25	42	59.5
11. Gary Roberts-OH	41/ 10	26	32	81.3
W- 7 L- 4	417	300	496	60.5

7. Tom Westbrook-SC

OPPONENT	SCORE	R	SP	%
1. Gerald Stangland-MN	26/ 43	33	60	55.0
2. Dick Dvorak-MN	43/ 6	24	40	60.0
3. Gary Roberts-OH	40/ 22	29	46	63.0
4. Rich Knerem Sr.-OH	37/ 42	27	46	58.7
5. Levi Miller Jr.-OH	25/ 43	27	52	51.9
6. Bob Lautenschleger-OH	34/ 42	35	66	53.0
7. Richard Altis-MO	17/ 40	20	42	47.6
8. Paul LaCrosse-CO	42/ 24	34	56	60.7
9. Ron Deckard-FL	9/ 40	21	44	47.7
10. M.O. Turner-MO	41/ 32	49	80	61.3
11. Paul Stewart-NC	41/ 19	30	52	57.7
W- 5 L- 6	355	329	584	56.3

9. Bob Lautenschleger-OH

OPPONENT	SCORE	R	SP	%
1. Ron Deckard-FL	25/ 40	28	50	56.0
2. M.O. Turner-MO	32/ 40	39	64	60.9
3. Paul Stewart-NC	40/ 25	25	46	54.3
4. Richard Altis-MO	40/ 38	29	54	53.7
5. Paul LaCrosse-CO	5/ 41	21	46	45.7
6. Tom Westbrook-SC	42/ 34	38	66	57.6
7. Dick Dvorak-MN	41/ 9	20	28	71.4
8. Rich Knerem Sr.-OH	16/ 40	19	40	47.5
9. Levi Miller Jr.-OH	17/ 44	17	40	42.5
10. Gary Roberts-OH	36/ 41	24	50	48.0
11. Gerald Stangland-MN	31/ 41	24	48	50.0
W- 4 L- 7	325	284	532	53.4

11. Paul Stewart-NC

OPPONENT	SCORE	R	SP	%
1. Rich Knerem Sr.-OH	10/ 40	13	36	36.1
2. Levi Miller Jr.-OH	43/ 32	30	56	53.6
3. Bob Lautenschleger-OH	25/ 40	19	46	41.3
4. Gerald Stangland-MN	35/ 45	32	56	57.1
5. Dick Dvorak-MN	35/ 40	26	56	46.4
6. Gary Roberts-OH	44/ 37	38	64	59.4
7. M.O. Turner-MO	31/ 40	23	44	52.3
8. Ron Deckard-FL	9/ 40	6	26	23.1
9. Richard Altis-MO	33/ 40	30	56	53.6
10. Paul LaCrosse-CO	40/ 34	50	78	64.1
11. Tom Westbrook-SC	19/ 41	25	52	48.1
W- 3 L- 8	324	292	570	51.2

6. Richard Altis-MO

OPPONENT	SCORE	R	SP	%
1. Gary Roberts-OH	26/ 42	20	44	45.5
2. Rich Knerem Sr.-OH	40/ 39	37	56	66.1
3. Levi Miller Jr.-OH	45/ 38	34	66	51.5
4. Bob Lautenschleger-OH	38/ 40	28	54	51.9
5. Gerald Stangland-MN	40/ 35	32	48	66.7
6. Dick Dvorak-MN	40/ 12	24	42	57.1
7. Tom Westbrook-SC	40/ 17	29	42	69.0
8. M.O. Turner-MO	14/ 42	18	42	42.9
9. Paul Stewart-NC	40/ 33	31	56	55.4
10. Ron Deckard-FL	22/ 41	19	42	45.2
11. Paul LaCrosse-CO	30/ 41	32	56	57.1
W- 6 L- 5	375	304	548	55.5

8. Gary Roberts-OH


OPPONENT	SCORE	R	SP	%
1. Richard Altis-MO	42/ 26	25	44	56.8
2. Paul LaCrosse-CO	7/ 44	12	36	33.3
3. Tom Westbrook-SC	22/ 40	23	46	50.0
4. Ron Deckard-FL	12/ 41	16	32	50.0
5. M.O. Turner-MO	20/ 41	30	54	55.6
6. Paul Stewart-NC	37/ 44	36	64	56.3
7. Gerald Stangland-MN	41/ 34	36	58	62.1
8. Levi Miller Jr.-OH	40/ 32	30	54	55.6
9. Dick Dvorak-MN	41/ 17	18	36	50.0
10. Bob Lautenschleger-OH	41/ 36	27	50	54.0
11. Rich Knerem Sr.-OH	10/ 41	16	32	50.0
W- 5 L- 6	313	269	506	53.2

10. Levi Miller, Jr.-OH

OPPONENT	SCORE	R	SP	%
1. M.O. Turner-MO	15/ 40	31	50	62.0
2. Paul Stewart-NC	32/ 43	28	56	50.0
3. Richard Altis-MO	38/ 45	32	66	48.5
4. Paul LaCrosse-CO	8/ 41	18	38	47.4
5. Tom Westbrook-SC	43/ 25	33	52	63.5
6. Ron Deckard-FL	32/ 42	29	54	53.7
7. Rich Knerem Sr.-OH	36/ 41	33	62	53.2
8. Gary Roberts-OH	32/ 40	29	54	53.7
9. Bob Lautenschleger-OH	44/ 17	27	40	67.5
10. Gerald Stangland-MN	23/ 40	28	56	50.0
11. Dick Dvorak-MN	44/ 39	27	54	50.0
W- 3 L- 8	347	315	582	54.1


12. Dick Dvorak-MN

OPPONENT	SCORE	R	SP	%
1. Paul LaCrosse-CO	19/ 42	26	62	41.9
2. Tom Westbrook-SC	6/ 43	13	40	32.5
3. Ron Deckard-FL	8/ 40	8	26	30.8
4. M.O. Turner-MO	25/ 40	26	54	48.1
5. Paul Stewart-NC	40/ 35	26	56	46.4
6. Richard Altis-MO	12/ 40	17	42	40.5
7. Bob Lautenschleger-OH	9/ 41	10	28	35.7
8. Gerald Stangland-MN	34/ 40	30	56	53.6
9. Gary Roberts-OH	17/ 41	9	36	25.0
10. Rich Knerem Sr.-OH	17/ 43	18	42	42.9
11. Levi Miller Jr.-OH	39/ 44	23	54	42.6
W- 1 L- 10	226	206	496	41.5



Senior Mens Division A

1.M.O. Turner	MO	68.25	14	2	393	640	61.41	495
2.Tom Westbrook	SC	65.71	13	3	381	640	59.53	464
3.Ron Deckard	FL	67.29	11	4	370	600	61.67	474
4.Paul LaCrosse	CO	70.15	10.5	4.5	355	600	59.17	500
5.Rich Knerem Sr.	OH	56.97	10	5	330	600	55.00	469
6.Dick Dvorak	MN	57.02	9.5	5.5	314	600	52.33	398
7.Paul Stewart	NC	63.71	8.5	6.5	333	600	55.50	385
8.Richard Altis	MO	65.71	7	8	336	600	56.00	369
9.Gerald Stangland	MN	66.46	7	8	312	600	52.00	337
10.Bob Lautenschleger	OH	63.00	6.5	8.5	312	600	52.00	336
11.Buck Prewette	NC	56.37	6.5	8.5	300	600	50.00	347
12.Mick Gillette	MO	60.19	6	9	308	600	51.33	383
13.Gary Roberts	OH	63.45	5.5	9.5	328	600	54.67	356
14.Ronald R. LeGrand	MO	54.78	4	11	284	600	47.33	329
15.Gregg Craven	MO	54.55	2	13	244	600	40.67	294



Senior Mens Division B

1.Levi Miller Jr	OH	53.55	12.5	3.5	329	640	51.41	566
2.Elwyn Cooper	MO	48.88	11.5	4.5	318	640	49.69	494
3.Bob Vandivier	IL	54.02	10	5	287	600	47.83	450
4.Doug McConnell	KS	49.21	10	5	285	600	47.50	458
5.Kenneth Schaver	IL	51.71	10	5	273	600	45.50	425
6.Bernie Martell	OR	51.81	10	5	262	600	43.67	438
7.Tom Goff	OK	51.88	9	6	298	600	49.67	456
8.LeRoy J. Law	IA	48.52	9	6	268	600	44.67	460
9.Leo Laumbach	NM	49.21	8.5	6.5	266	600	44.33	430
10.Jim Aleckson	MN	48.54	6.5	8.5	257	600	42.83	395
11.Hal Griswold	CA	50.00	6	9	234	600	39.00	368
12.Barry Chapelle	OR	47.06	5	10	230	600	38.33	384
13.Ray Powell	WA	49.44	5	10	178	520	34.23	279
14.Duck Engelhardt	TX	48.26	4	11	241	600	40.17	381
15.Ralph Richardson	MO	48.28	4	11	192	520	36.92	319
16.Arnold Crow	AR	46.42	0	15	135	600	22.50	227



Senior Mens Division C

1.Fred Shepard	CO	41.03	11.5	3.5	232	600	38.67	491
2.Larry Gallegos	NM	40.08	11	4	268	600	44.67	510
3.Dan Sanders	OH	43.35	11	4	241	600	40.17	485
4.Paul McGee	MD	45.09	10.5	4.5	271	600	45.17	500
5.Robert Hassan	TN	41.07	10	5	236	600	39.33	459
6.Ron Hassler	MO	41.93	9	6	207	600	34.50	423
7.Ed Harris	TX	38.14	8.5	6.5	190	600	31.67	385
8.Earl Vanderhart	ON	38.50	8.5	6.5	157	600	26.17	353
9.Bob Humphreys	AR	41.75	8	7	198	600	33.00	428
10.Bob Hummell	OR	42.25	7	8	205	600	34.17	387
11.Phil Plotke	WY	41.73	6.5	8.5	201	600	33.50	331
12.Danny Patterson	TX	40.31	6	9	193	600	32.17	374
13.Howard Hawes	FL	42.23	5	10	173	600	28.83	316
14.Jack Caudle	TX	42.26	5	10	154	600	25.67	312
15.Jim Bainter	MO	38.66	2.5	12.5	142	600	23.67	281



Senior Mens Division D

1.Archie Filley	SD	36.82	13	2	209	600	34.83	456
2.Gasper Romero	CO	36.16	12	3	173	600	28.83	420
3.Jake Thompson	OK	37.10	11.5	3.5	217	600	36.17	421
4.Bob Beaver	MO	35.06	9	6	191	600	31.83	388
5.Floyd Maxwell	TN	34.22	8	7	205	600	34.17	456
6.Al Huizenga	WI	36.02	8	7	175	600	29.17	423
7.Jim Brandenburg	AR	36.20	8	7	174	600	29.00	404
8.LaVerne Schroeder	IL	37.86	8	7	160	600	26.67	352
9.Leon Proper	PA	35.20	7	8	209	600	34.83	457
10.Charles Buddy Short	FL	34.35	7	8	186	600	31.00	393
11.Ray Hudgins	GA	34.00	6	9	199	600	33.17	402
12.David Orban	TX	36.63	6	9	189	600	31.50	366
13.Brady Craven	MO	34.93	5.5	9.5	138	600	23.00	343
14.Jim Hudson	OK	34.56	5	10	166	600	27.67	342
15.Jim Anderson	AR	36.62	4	11	135	600	22.50	293
16.Lannie Robison	IL	36.40	2	13	132	600	22.00	292




Senior Mens Division E

1.Ron Sanderson	TX	32.91	13	2	189	600	31.50	473
2.Andy Janosik	ON	30.35	11	4	185	600	30.83	422
3.Skip Logan	IL	32.01	11	4	180	600	30.00	392
4.Richard Timmer	IL	31.33	10	5	173	600	28.83	410
5.Jim Crockett	OK	32.50	10	5	156	600	26.00	352
6.Chuck Warner	OH	33.66	8.5	6.5	158	600	26.33	377
7.Don Claas	MO	32.75	8.5	6.5	142	600	23.67	335
8.James H Shilling	IN	32.94	7	8	137	600	22.83	327
9.Clifford Pierce	MO	30.30	7	8	118	600	19.67	348
10.Bob Jennerjohn	WA	32.49	6.5	8.5	159	600	26.50	391
11.Darrell Graham	AR	29.78	6.5	8.5	159	600	26.50	369
12.Ray Canchola	MO	33.84	6.5	8.5	159	600	26.50	356
13.John Seevers	NE	31.81	6	9	126	600	21.00	353
14.John Garcia	CA	32.26	5	10	152	600	25.33	356
15.Larry Huffman	UT	33.71	3.5	11.5	122	600	20.33	301




Senior Mens Division F

1.Pete Pintor	CO	28.01	13	2	151	600	25.17	461
2.Paul Tetreault	NH	28.57	11.5	3.5	169	600	28.17	466
3.Larry Fordyce	OK	25.97	11.5	3.5	159	600	26.50	441
4.Gaston Dallaire	ON	28.82	10	5	144	600	24.00	397
5.Steve Mayo	AR	24.04	10	5	104	600	17.33	345
6.Charles Knotts	NM	27.76	9	6	143	600	23.83	425
7.Larry W. Lemke	TX	29.23	8	7	145	600	24.17	412
8.Dave Hummel	OH	27.11	8	7	145	600	24.17	371
9.Frank Rippetto	AR	23.90	8	7	119	600	19.83	380
10.Walter Burtner	PA	26.96	7.5	7.5	138	600	23.00	351
11.Carl Folsom Sr.	MO	27.94	7.5	7.5	104	600	17.33	340
12.Julius Hamilton	SC	25.71	7	8	133	600	22.17	356
13.Dick Guill	OH	29.36	3	12	124	600	20.67	313
14.Jim Anderson	TX	27.40	3	12	92	600	15.33	283
15.Floyd Hix Jr	VA	23.91	3	12	47	600	7.83	208
16.Willis Mobley	OK	27.38	0	15	41	400	10.25	129



Senior Mens Division G

1.Mitchel Potter	OK	21.07	12	2	111	560	19.82	386
2.Glen Berglund	MN	23.51	11	3	113	560	20.18	329
3.Charles Bishop	KS	20.36	10.5	2.5	67	520	12.88	334
4.Jimmy Henry	LA	21.34	8	5	103	520	19.81	331
5.Jerry R. Dugan	KS	20.43	8	5	81	520	15.58	310
6.Earl (Tiny) Walters	TX	21.51	7.5	5.5	78	520	15.00	271
7.Doug DeFoe	GA	21.45	6	7	104	520	20.00	283
8.Tom Steinke	WI	21.33	6	7	83	520	15.96	256
9.Kenneth L. Grossman	MO	20.44	6	7	76	520	14.62	264
10.Bill Weaver	AR	20.81	5	8	69	520	13.27	238
11.John Trollope	KS	20.14	4.5	8.5	59	520	11.35	216
12.Marvin Timm	MN	20.88	4	9	65	520	12.50	227
13.Ronnie Howard	TX	21.35	3.5	9.5	49	520	9.42	177



Senior Mens Division H

1.Channing Funk	AZ	19.80	12	1	81	520	15.58	363
2.Joe Sciarra	CA	19.50	11	2	98	520	18.85	353
3.Harley Tucker	OK	19.14	11	2	66	520	12.69	354
4.Eldon Goodhue	MA	16.84	9	4	45	520	8.65	329
5.Pat Card	MI	19.22	7	6	54	520	10.38	271
6.Larry Anderson	MO	10.26	6.5	6.5	45	520	8.65	226
7.Lee Howard	OK	12.54	6	7	50	520	9.62	210
8.Dick Burdell	IL	17.95	5.5	7.5	51	520	9.81	192
9.Gaylin Grant	TX	10.81	4.5	8.5	20	520	3.85	179
10.Duke Whitney	TX	19.47	4	9	57	520	10.96	222
11.Archie Hubl	NE	16.66	4	9	43	520	8.27	170
12.Bobby Lecompte	TX	13.80	4	9	24	520	4.62	180
13.Tom Raymond	UT	10.40	3.5	9.5	29	520	5.58	196
14.Steven Schumann	KS	4.10	3	10	18	520	3.46	161

ELDER 30 FOOT DIVISION CHAMPIONSHIP CLASS



ELDER MENS 30' DIVISION

1.Ed Arionus
2.Paul McCreery
3.Warren Woolsey
4.Bobby Fields
5.Robert Zumbahlen
6.Robert Moulin
7.Dennis Reid
8.John Rutherford
9.Roland Kleinschmidt
10.Roy Bowers
11.Carl Carlton
12.Joe Graber

CHAMPIONSHIP CLASS 2007 WORLD

TX	75.50	11/0	429	544	78.86	452
TX	76.83	8/3	421	566	74.38	421
FL	69.67	7/4	381	560	68.04	352
TN	75.33	6/5	497	686	72.45	380
FL	67.83	6/5	401	608	65.95	389
FL	62.17	6/5	377	572	65.91	336
IL	60.00	5/6	331	528	62.69	316
TX	60.33	4/7	347	530	65.47	325
SD	64.17	4/7	372	582	63.92	305
OR	61.50	4/7	369	582	63.40	303
CO	62.17	4/7	366	620	59.03	322
IN	60.33	1/10	285	514	55.45	213

1.Ed Arionus-TX

OPPONENT	SCORE	R	SP	%
1.John Rutherford-TX	41/ 0	35	38	92.1
2.Joe Graber-IN	43/ 15	29	36	80.6
3.Roy Bowers-OR	42/ 19	55	68	80.9
4.Robert Moulin-FL	40/ 26	36	48	75.0
5.Carl Carlton-CO	40/ 10	29	40	72.5
6.Dennis Reid-IL	41/ 0	22	24	91.7
7.Warren Woolsey-FL	40/ 12	25	36	69.4
8.Roland Kleinschmidt-SD	41/ 21	42	54	77.8
9.Bobby Fields-TN	42/ 29	63	80	78.8
10.Robert Zumbahlen-FL	40/ 29	35	50	70.0
11.Paul McCreery-TX	42/ 24	58	70	82.9
W- 11 L- 0	452	429	544	78.9

2.Paul McCreery-TX

OPPONENT	SCORE	R	SP	%
1.Dennis Reid-IL	42/ 17	40	52	76.9
2.John Rutherford-TX	44/ 17	34	44	77.3
3.Joe Graber-IN	42/ 3	29	34	85.3
4.Roy Bowers-OR	42/ 11	32	44	72.7
5.Robert Moulin-FL	40/ 9	30	38	78.9
6.Carl Carlton-CO	41/ 38	54	76	71.1
7.Roland Kleinschmidt-SD	41/ 14	42	52	80.8
8.Robert Zumbahlen-FL	33/ 40	30	50	60.0
9.Warren Woolsey-FL	41/ 5	38	46	82.6
10.Bobby Fields-TN	31/ 41	39	60	65.0
11.Ed Arionus-TX	24/ 42	53	70	75.7
W- 8 L- 3	421	421	566	74.4

3.Warren Woolsey-FL

OPPONENT	SCORE	R	SP	%
1.Roy Bowers-OR	19/ 45	20	42	47.6
2.Robert Moulin-FL	41/ 17	37	50	74.0
3.Carl Carlton-CO	42/ 24	38	56	67.9
4.Dennis Reid-IL	40/ 17	37	50	74.0
5.John Rutherford-TX	41/ 36	41	62	66.1
6.Joe Graber-IN	40/ 4	29	32	90.6
7.Ed Arionus-TX	12/ 40	17	36	47.2
8.Bobby Fields-TN	31/ 42	49	68	72.1
9.Paul McCreery-TX	5/ 41	27	46	58.7
10.Roland Kleinschmidt-SD	41/ 17	33	44	75.0
11.Robert Zumbahlen-FL	40/ 36	53	74	71.6
W- 7 L- 4	352	381	560	68.0

4.Bobby Fields-TN

OPPONENT	SCORE	R	SP	%
1.Joe Graber-IN	43/ 20	46	60	76.7
2.Roy Bowers-OR	26/ 42	41	64	64.1
3.Robert Moulin-FL	24/ 41	42	58	72.4
4.Carl Carlton-CO	37/ 40	63	80	78.8
5.Dennis Reid-IL	40/ 16	38	48	79.2
6.John Rutherford-TX	42/ 35	49	68	72.1
7.Robert Zumbahlen-FL	16/ 41	20	40	50.0
8.Warren Woolsey-FL	42/ 31	52	68	76.5
9.Ed Arionus-TX	29/ 42	58	80	72.5
10.Paul McCreery-TX	41/ 31	43	60	71.7
11.Roland Kleinschmidt-SD	40/ 24	45	60	75.0
W- 6 L- 5	380	497	686	72.4

5.Robert Zumbahlen-FL

OPPONENT	SCORE	R	SP	%
1.Robert Moulin-FL	27/ 41	39	60	65.0
2.Carl Carlton-CO	29/ 42	34	66	51.5
3.Dennis Reid-IL	22/ 40	32	58	55.2
4.John Rutherford-TX	40/ 33	44	64	68.8
5.Joe Graber-IN	44/ 4	23	28	82.1
6.Roy Bowers-OR	40/ 10	31	40	77.5
7.Bobby Fields-TN	41/ 16	28	40	70.0
8.Paul McCreery-TX	40/ 33	33	50	66.0
9.Roland Kleinschmidt-SD	41/ 37	55	78	70.5
10.Ed Arionus-TX	29/ 40	31	50	62.0
11.Warren Woolsey-FL	36/ 40	51	74	68.9
W- 6 L- 5	389	401	608	66

7.Dennis Reid-IL

OPPONENT	SCORE	R	SP	%
1.Paul McCreery-TX	17/ 42	29	52	55.8
2.Roland Kleinschmidt-SD	42/ 14	38	50	76.0
3.Robert Zumbahlen-FL	40/ 22	38	58	65.5
4.Warren Woolsey-FL	17/ 40	30	50	60.0
5.Bobby Fields-TN	16/ 40	31	48	64.6
6.Ed Arionus-TX	0/ 41	9	24	37.5
7.Carl Carlton-CO	42/ 16	24	36	66.7
8.Robert Moulin-FL	23/ 40	35	52	67.3
9.John Rutherford-TX	42/ 26	29	44	65.9
10.Joe Graber-IN	35/ 40	33	62	53.2
11.Roy Bowers-OR	42/ 32	35	52	67.3
W- 5 L- 6	316	331	528	62.7

9.Roland Kleinschmidt-SD

OPPONENT	SCORE	R	SP	%
1.Carl Carlton-CO	40/ 23	34	56	60.7
2.Dennis Reid-IL	14/ 42	29	50	58.0
3.John Rutherford-TX	13/ 40	19	36	52.8
4.Joe Graber-IN	41/ 15	24	34	70.6
5.Roy Bowers-OR	40/ 25	37	60	61.7
6.Robert Moulin-FL	44/ 26	40	58	69.0
7.Paul McCreery-TX	14/ 41	33	52	63.5
8.Ed Arionus-TX	21/ 41	36	54	66.7
9.Robert Zumbahlen-FL	37/ 41	54	78	69.2
10.Warren Woolsey-FL	17/ 41	25	44	56.8
11.Bobby Fields-TN	24/ 40	41	60	68.3
W- 4 L- 7	305	372	582	63.9

11.Carl Carlton-CO

OPPONENT	SCORE	R	SP	%
1.Roland Kleinschmidt-SD	23/ 40	26	56	46.4
2.Robert Zumbahlen-FL	42/ 29	39	66	59.1
3.Warren Woolsey-FL	24/ 42	31	56	55.4
4.Bobby Fields-TN	40/ 37	63	80	78.8
5.Ed Arionus-TX	10/ 40	20	40	50.0
6.Paul McCreery-TX	38/ 41	53	76	69.7
7.Dennis Reid-IL	16/ 42	15	36	41.7
8.John Rutherford-TX	40/ 16	26	40	65.0
9.Joe Graber-IN	40/ 35	40	64	62.5
10.Roy Bowers-OR	26/ 41	27	50	54.0
11.Robert Moulin-FL	23/ 40	26	56	46.4
W- 4 L- 7	322	366	620	59.0

6.Robert Moulin-FL

OPPONENT	SCORE	R	SP	%
1.Robert Zumbahlen-FL	41/ 27	43	60	71.7
2.Warren Woolsey-FL	17/ 41	29	50	58.0
3.Bobby Fields-TN	41/ 24	47	58	81.0
4.Ed Arionus-TX	26/ 40	31	48	64.6
5.Paul McCreery-TX	9/ 40	21	38	55.3
6.Roland Kleinschmidt-SD	26/ 44	33	58	56.9
7.Joe Graber-IN	41/ 28	35	60	58.3
8.Dennis Reid-IL	40/ 23	41	52	78.8
9.Roy Bowers-OR	42/ 14	43	54	79.6
10.John Rutherford-TX	13/ 40	22	38	57.9
11.Carl Carlton-CO	40/ 23	32	56	57.1
W- 6 L- 5	336	377	572	65.9

8.John Rutherford-TX


OPPONENT	SCORE	R	SP	%
1.Ed Arionus-TX	0/ 41	22	38	57.9
2.Paul McCreery-TX	17/ 44	25	44	56.8
3.Roland Kleinschmidt-SD	40/ 13	28	36	77.8
4.Robert Zumbahlen-FL	33/ 40	42	64	65.6
5.Warren Woolsey-FL	36/ 41	40	62	64.5
6.Bobby Fields-TN	35/ 42	48	68	70.6
7.Roy Bowers-OR	41/ 24	38	50	76.0
8.Carl Carlton-CO	16/ 40	19	40	47.5
9.Dennis Reid-IL	26/ 42	24	44	54.5
10.Robert Moulin-FL	40/ 13	31	38	81.6
11.Joe Graber-IN	41/ 22	30	46	65.2
W- 4 L- 7	325	347	530	65.5

10.Roy Bowers-OR

OPPONENT	SCORE	R	SP	%
1.Warren Woolsey-FL	45/ 19	27	42	64.3
2.Bobby Fields-TN	42/ 26	45	64	70.3
3.Ed Arionus-TX	19/ 42	48	68	70.6
4.Paul McCreery-TX	11/ 42	22	44	50.0
5.Roland Kleinschmidt-SD	25/ 40	35	60	58.3
6.Robert Zumbahlen-FL	10/ 40	22	40	55.0
7.John Rutherford-TX	24/ 41	32	50	64.0
8.Joe Graber-IN	40/ 27	39	58	67.2
9.Robert Moulin-FL	14/ 42	34	54	63.0
10.Carl Carlton-CO	41/ 26	33	50	66.0
11.Dennis Reid-IL	32/ 42	32	52	61.5
W- 4 L- 7	303	369	582	63.4


12.Joe Graber-IN

OPPONENT	SCORE	R	SP	%
1.Bobby Fields-TN	20/ 43	39	60	65.0
2.Ed Arionus-TX	15/ 43	20	36	55.6
3.Paul McCreery-TX	3/ 42	17	34	50.0
4.Roland Kleinschmidt-SD	15/ 41	16	34	47.1
5.Robert Zumbahlen-FL	4/ 44	10	28	35.7
6.Warren Woolsey-FL	4/ 40	17	32	53.1
7.Robert Moulin-FL	28/ 41	32	60	53.3
8.Roy Bowers-OR	27/ 40	36	58	62.1
9.Carl Carlton-CO	35/ 40	40	64	62.5
10.Dennis Reid-IL	40/ 35	35	62	56.5
11.John Rutherford-TX	22/ 41	23	46	50.0
W- 1 L- 10	213	285	514	55.4




Elder Mens 30' Division A

1. Paul McCreery	TX	77.40	15	0	461	600	76.83	484
2. Ed Arionus	TX	81.87	12	3	453	600	75.50	475
3. Bobby Fields	TN	76.47	12	3	452	600	75.33	436
4. Warren Woolsey	FL	72.15	11	4	418	600	69.67	420
5. Dennis Reid	IL	71.57	9.5	5.5	360	600	60.00	334
6. Carl Carlton	CO	74.42	8	7	373	600	62.17	415
7. Don Kies	CA	67.10	8	7	353	600	58.83	361
8. Robert Zumbahlen	FL	74.12	7	8	407	600	67.83	366
9. Roland Kleinschmidt	SD	72.02	7	8	385	600	64.17	367
10. Robert Moulin	FL	65.11	6	9	373	600	62.17	338
11. Harold Gaston	OK	65.58	6	9	369	600	61.50	353
12. John Rutherford	TX	66.50	5.5	9.5	362	600	60.33	311
13. Dick Wilson	WY	68.84	5	10	351	600	58.50	300
14. Paul Burkitt	OH	67.20	3	12	344	600	57.33	282
15. John Mathys	PA	69.66	3	12	320	600	53.33	269
16. Nick DiRaimo	MO	70.86	2	13	344	600	57.33	262



Elder Mens 30' Division B

1. Roy Bowers	OR	64.58	12.5	2.5	369	600	61.50	506
2. Joe Graber	IN	63.68	11.5	3.5	362	600	60.33	479
3. Scotty Roberds	TX	64.47	11	4	353	600	58.83	448
4. Dave Tabler	OH	61.56	10	5	319	600	53.17	416
5. Jim Harris	AL	61.75	9	6	322	600	53.67	389
6. Orville McElroy	AL	62.66	8	7	344	600	57.33	426
7. Leonard Platero	NM	63.66	8	7	317	600	52.83	419
8. Harold Schrader	MN	63.07	7.5	7.5	341	600	56.83	417
9. Roy Trussell	FL	61.45	7.5	7.5	298	600	49.67	350
10. Harold Clippinger	PA	62.59	7	8	356	600	59.33	412
11. Pete Wheeler	TX	63.37	6	9	279	600	46.50	392
12. Dee Powell	CO	63.92	5.5	9.5	314	600	52.33	391
13. Ken Wilhelm	WV	63.35	5	10	301	600	50.17	335
14. Robert Long	MO	64.83	4.5	10.5	296	600	49.33	376
15. Lloyd Wolf	MN	60.98	4	11	263	600	43.83	328
16. Ron O' Blenes	CA	60.42	3	12	288	600	48.00	288



Elder Mens 30' Division C

1. Arthur Ross	ID	59.20	12	3	348	600	58.00	492
2. Merlin Potts	KS	60.21	11	4	356	600	59.33	477
3. Don Titcomb	ID	57.66	11	4	343	600	57.17	481
4. Carlyle E. Gricks Jr.	MO	57.02	10	5	324	600	54.00	426
5. Henry Bass	KY	56.87	10	5	316	600	52.67	417
6. Curly Seibold	IN	56.16	9.5	5.5	312	600	52.00	415
7. Leon Moore	CA	60.13	9	6	369	600	61.50	486
8. Bill Whitley	KS	59.88	9	6	339	600	56.50	450
9. Archie Matheny	AR	59.07	8	7	335	600	55.83	433
10. Willie Booth	AR	55.37	7.5	7.5	318	600	53.00	405
11. Billy Gill	AR	57.40	7	8	323	600	53.83	416
12. Dale Hustad	MN	55.71	7	8	320	600	53.33	399
13. Alvin Gwinn	MO	59.55	4.5	10.5	263	600	43.83	305
14. Robert Pluckebaum	IL	60.00	2.5	12.5	257	600	42.83	306
15. Bill Larson	MN	55.65	1	14	272	600	45.33	295
16. Terry Applegate	TX	56.78	1	14	229	600	38.17	271



Elder Mens 30' Division D

1. Warren Williams	NV	53.11	13	3	331	640	51.72	505
2. Elmo Harrison	IN	52.04	12	4	352	640	55.00	505
3. Oscar Rednour	MI	53.82	11	4	305	600	50.83	512
4. Roger L Upton	IN	51.29	11	4	290	600	48.33	491
5. Dave Mathewson	KS	53.09	10	5	325	600	54.17	475
6. Chuck Poole	GA	52.20	10	5	288	600	48.00	488
7. Dan Couch	MO	51.29	8	7	266	600	44.33	391
8. Douglas Peoples	MO	53.46	7.5	7.5	260	600	43.33	373
9. Ken Stewart	LA	52.20	7	8	245	600	40.83	380
10. Richard Potter	KS	52.47	6	9	268	600	44.67	395
11. Welby Simpson	TX	52.90	6	9	265	600	44.17	344
12. Ray Tawney	GA	51.72	5	10	234	600	39.00	396
13. Ottie Reno	OH	53.44	4.5	10.5	243	600	40.50	344
14. Nile Abbott	MO	52.87	4	11	248	600	41.33	350
15. Gary Dennis	MI	53.97	4	11	215	600	35.83	277
16. Earl Winston	MO	53.50	2	13	197	600	32.83	279




Elder Mens 30' Division E

1.George Parsons	MI	48.91	11	3	278	560	49.64	411
2.Don Flleissner	KY	48.79	10	4	231	560	41.25	396
3.James F Premer	FL	51.13	9.5	3.5	211	520	40.58	427
4.Arthur Krehbiel	KS	49.50	9	4	239	520	45.96	424
5.Robert E Volles	FL	50.77	9	4	229	520	44.04	415
6.Neil Hartwig	KS	49.47	8	5	203	520	39.04	354
7.Denny Currier	CA	49.27	7	6	227	520	43.65	370
8.Charles Bunner	WV	50.52	6.5	6.5	214	520	41.15	386
9.Martin Orf	MO	48.88	6	7	200	520	38.46	321
10.Roger Yocom	OH	49.77	6	7	196	520	37.69	299
11.Ernie Gallo	OR	50.79	4	9	197	520	37.88	314
12.Robert Sheldon	OH	48.84	3	10	205	520	39.42	287
13.Greg Canchola	MO	48.51	2	11	186	520	35.77	330
14.Lysle Smith	MI	49.05	1	12	145	520	27.88	268




Elder Mens 30' Division F

1.Ivan Ruzic	WI	44.81	14	4	338	720	46.94	563
2.Dave Loucks	CA	47.57	13	5	331	720	45.97	567
3.Harold Combs	NM	47.41	12.5	4.5	325	680	47.79	603
4.Walt Stafford	CA	47.53	12.5	4.5	292	680	42.94	533
5.Don Gore	NV	45.55	10.5	6.5	305	680	44.85	502
6.Ken Martin	KS	47.09	10.5	6.5	283	680	41.62	532
7.Lawrence R Hively	IN	47.95	10.5	6.5	280	680	41.18	483
8.Kent Robinson	SD	45.73	10.5	6.5	262	680	38.53	467
9.John Jansen	ON	42.44	9	8	233	680	34.26	424
10.Bob Irwin	OR	45.29	8	9	247	680	36.32	409
11.Buddy Bellamy	OK	44.88	8	9	237	680	34.85	419
12.Clarence Krueger	NE	45.49	7.5	9.5	254	680	37.35	415
13.Harless Kampe	MO	45.27	7.5	9.5	207	680	30.44	421
14.Rick Smith	AR	46.57	6.5	10.5	258	680	37.94	444
15.Dale Sorensen	UT	46.35	6	11	235	680	34.56	387
16.Pete Acosta	CO	44.13	4.5	12.5	208	680	30.59	340
17.Willard Brakhage	OK	46.47	3	14	139	480	28.96	245
18.Steven Summerlin	MI	48.18	0	17	15	40	37.50	13




Elder Mens 30' Division G

1.Virgil Birgen	NV	44.05	13	3	271	640	42.34	532
2.Lyle Samuelson	MO	43.23	12	4	244	640	38.13	472
3.Ray Heim	CO	42.62	10	5	268	600	44.67	457
4.Kenneth Priddy	OK	41.56	10	5	261	600	43.50	400
5.Delmar Doc Roberts	NE	44.18	10	5	233	600	38.83	397
6.Terry McDonald	MO	41.05	8	7	228	600	38.00	434
7.Tom Small	KS	43.33	8	7	223	600	37.17	395
8.Don DeVaul	TX	42.70	8	7	220	600	36.67	367
9.Leonaard Mayfield	WA	42.04	7	8	247	600	41.17	429
10.Don Bennett	CA	42.18	7	8	201	600	33.50	370
11.John Brugger	WI	43.37	7	8	200	600	33.33	345
12.Jerry Kamps	WI	44.32	6	9	206	600	34.33	335
13.Danny Markley	MI	41.66	6	9	203	600	33.83	371
14.Wallace Runia	MN	42.12	6	9	197	600	32.83	361
15.Clyde Matthews	OK	43.10	3	12	188	600	31.33	321



Elder Mens 30' Division H

1.Franklin D. Rohlfig	MO	40.18	15	0	276	600	46.00	521
2.Bernie Human	WI	40.79	13	2	236	600	39.33	466
3.Norm Wunderlich	MN	39.35	10	5	220	600	36.67	456
4.Fred Smith	MO	38.40	10	5	211	600	35.17	416
5.Ralph Nation	KS	36.53	10	5	200	600	33.33	420
6.Ernie Johnson	CO	41.52	9.5	5.5	176	600	29.33	368
7.Homer Coleman	TX	41.33	9	6	168	600	28.00	369
8.Bobbie G. Jones	MO	40.65	8	7	213	600	35.50	413
9.Bob Reese	OK	38.12	7	8	149	600	24.83	412
10.Delbert Karsjens	MN	38.75	6.5	8.5	193	600	32.17	373
11.Roger Schnur	MO	39.38	6	9	141	600	23.50	328
12.William Kuykendall	TX	40.31	5	10	158	600	26.33	310
13.Don Stephens	CA	39.18	4	11	145	600	24.17	278
14.Ron Upshaw	TX	38.47	4	11	127	600	21.17	261
15.Bill Kiser	FL	39.55	3	12	144	600	24.00	273



Elder Mens 30' Division I

1.Robert Hopkins	NE	36.47	13	2	242	600	40.33	525
2.Roland Clement	LA	35.57	10	5	233	600	38.83	484
3.Leland Sweetwood	KS	34.11	10	5	221	600	36.83	437
4.Larry Bryce	LA	34.90	10	5	199	600	33.17	393
5.Donald Youngman	CA	34.85	10	5	180	600	30.00	436
6.Robert Wells	MI	34.71	9.5	5.5	217	600	36.17	453
7.Will Facey	CA	35.20	9.5	5.5	209	600	34.83	483
8.Clint Bryson	SD	33.39	8.5	6.5	156	600	26.00	368
9.Orville Pfortmiller	KS	35.21	8.5	6.5	140	600	23.33	365
10.G.E. Majors	OK	33.65	7	8	169	600	28.17	368
11.Ed Osterkamp	SD	33.56	7	8	169	600	28.17	344
12.Andy Clark	OK	33.83	6	9	156	600	26.00	339
13.Willard Waddle	SD	34.65	5.5	9.5	140	600	23.33	331
14.John Beat	KS	35.46	3.5	11.5	126	600	21.00	302
15.Bob Thomsen	NE	33.77	2	13	116	600	19.33	237




Elder Mens 30' Division J

1.Bud Goodroad	OK	30.09	13.5	1.5	175	600	29.17	457
2.Roy Privott	OK	31.61	11.5	3.5	136	600	22.67	406
3.Ernie Coulter	CO	30.57	11	4	163	600	27.17	413
4.Verdan Zelmar	CA	31.94	10.5	4.5	176	600	29.33	440
5.Ed Dubbs	OK	29.84	10	5	177	600	29.50	444
6.George A. Hogue	TX	32.75	9	6	159	600	26.50	390
7.Ralph Condon	FL	31.00	8.5	6.5	143	600	23.83	368
8.Richard Schmidt	MO	31.02	8.5	6.5	138	600	23.00	389
9.Dean Jameson	MO	29.97	7.5	7.5	139	600	23.17	330
10.Russ Burns	WI	33.11	7	8	127	600	21.17	346
11.Lee Kapsner	MN	30.21	6.5	8.5	159	600	26.50	420
12.Merle Vogus	FL	31.74	6.5	8.5	84	600	14.00	304
13.Robert Warner	MI	32.52	4	11	116	600	19.33	248
14.Jack Raymond	UT	30.56	4	11	98	600	16.33	237
15.Donald Krehbiel	KS	31.37	2	13	95	600	15.83	263




Elder Mens 30' Division K

1.Alfredo Romero	NM	28.66	10	1	154	440	35.00	360
2.Don Brazeal	TX	29.00	9	2	145	440	32.95	360
3.Bob Newsome	IL	27.73	9	2	132	440	30.00	322
4.Jeff Smith	NC	29.06	7	4	88	440	20.00	260
5.Raymond Carpenter	KS	26.25	6	5	115	440	26.14	265
6.Paul Lowry	KS	28.43	5	6	110	440	25.00	250
7.Connie Ramsey	OK	27.80	5	6	103	440	23.41	276
8.Don Roberts	MO	28.03	5	6	90	440	20.45	219
9.Dean E Baxter	FL	25.26	4	7	96	440	21.82	241
10.Bill Parker	CA	29.04	3	8	80	440	18.18	206
11.Bennie Underwood	TX	27.09	3	8	79	440	17.95	218
12.Richard Nygaard	UT	27.86	0	11	55	440	12.50	178



Elder Mens 30' Division L

1.Clyde Rains	IA	23.78	10	1	130	440	29.55	342
2.Lyle Baker	TX	23.70	8.5	2.5	114	440	25.91	321
3.David Moody	LA	21.89	7.5	3.5	86	440	19.55	287
4.Jim Buckley	LA	24.23	6	5	121	440	27.50	282
5.Terry W. Kampe	MO	20.54	6	5	89	440	20.23	253
6.Leonard Burke	OK	23.61	6	5	87	440	19.77	252
7.Claud Bray	KS	24.85	5	6	103	440	23.41	273
8.Vernon Rosenbery	IL	22.89	5	6	92	440	20.91	261
9.Al Heim	TX	23.25	5	6	79	440	17.95	209
10.James Mortinger Sr.	KS	24.26	4.5	6.5	93	440	21.14	255
11.Elmer Homandberg	SD	21.21	1.5	9.5	58	440	13.18	196
12.Richard McCall	CA	21.25	1	10	49	440	11.14	133



Elder Mens 30' Division M

1.Arlie Combs	MO	9.79	11	0	94	440	21.36	388
2.Myron Flann	MN	20.09	9	2	97	440	22.05	347
3.Al Spencer	KS	18.15	8	3	76	440	17.27	279
4.Homer Cain	OK	15.13	8	3	72	440	16.36	289
5.James Crabtree	OK	16.25	8	3	58	440	13.18	262
6.Don Lease	NE	8.67	5	6	28	440	6.36	178
7.Walt Enderlin	WA	12.77	4	7	47	440	10.68	214
8.Bruce Webb	MO	17.65	4	7	46	440	10.45	199
9.Eugene Loyd	MO	12.39	3.5	7.5	43	440	9.77	148
10.Tyler Agnew	OK	10.57	2.5	8.5	33	440	7.50	150
11.Floyd E. Roberts	MO	17.11	2.5	8.5	32	440	7.27	153
12.Leonard Roskam	SD	13.08	0.5	10.5	26	440	5.91	104

WOMENS DIVISION CHAMPIONSHIP CLASS



WOMENS DIVISION

- 1.Joan Elmore
- 2.Sue Snyder
- 3.Marlene Ray
- 4.Gert Wilcziek
- 5.Connie Filley
- 6.Debra Odum
- 7.Cathy Richards
- 8.Rivers Prewette
- 9.Sheila Shepard
- 10.Maxine Griffith
- 11.Amy Francis
- 12.Kim Stockli
- 13.Patricia Ingraham
- 14.Helen Laumbach
- 15.Shalee Cason
- 16.OraLee Jeardoe
- 17.Sharon Chiddister
- 18.Carolyn S Coyle
- 19.Tamara Burke
- 20.Mary Lee Claise

CHAMPIONSHIP CLASS 2007 WORLD

TN	79.67	19/1	949	1166	81.39	823
KY	79.50	18/2	822	1044	78.74	800
TN	75.17	16/3	798	1024	77.93	743
WI	73.83	16/3	818	1104	74.09	737
SD	70.33	14/5	760	1044	72.80	704
TX	72.83	13/6	742	1032	71.90	664
TX	61.67	10/9	662	1064	62.22	581
NC	72.50	9/10	776	1120	69.29	632
CO	72.83	9/10	757	1094	69.20	588
TN	67.50	9/10	705	1062	66.38	589
OH	69.33	8/11	741	1080	68.61	615
CA	57.50	8/11	654	988	66.19	606
AZ	59.83	8/11	650	1044	62.26	564
NM	57.67	7/12	572	954	59.96	525
PA	63.33	6/13	713	1102	64.70	551
KS	57.00	6/13	669	1064	62.88	546
IN	60.67	5/14	546	922	59.22	435
IN	60.17	4/15	608	1028	59.14	526
WV	64.67	3/16	589	968	60.85	424
IN	65.17	3/16	560	968	57.85	481

1.Joan Elmore-TN

OPPONENT	SCORE	R	SP	%
1.OraLee Jeardoe-KS	40/ 16	32	40	80.0
2.Kim Stockli-CA	40/ 22	47	58	81.0
3.Helen Laumbach-NM	40/ 8	37	42	88.1
4.Patricia Ingraham-AZ	43/ 28	53	68	77.9
5.Carolyn S Coyle-IN	41/ 20	42	54	77.8
6.Sharon Chiddister-IN	44/ 14	34	42	81.0
7.Cathy Richards-TX	40/ 15	48	58	82.8
8.Shalee Cason-PA	41/ 16	55	64	85.9
9.Tamara Burke-WV	43/ 0	27	28	96.4
10.Mary Lee Claise-IN	41/ 15	46	60	76.7
11.Maxine Griffith-TN	40/ 12	40	54	74.1
12.Amy Francis-OH	42/ 37	59	76	77.6
13.Connie Filley-SD	40/ 32	81	100	81.0
14.Rivers Prewette-NC	42/ 15	39	48	81.3
15.Sheila Shepard-CO	42/ 5	42	48	87.5
16.Debra Odum-TX	42/ 12	49	58	84.5
17.Gert Wilcziek-WI	37/ 42	39	56	69.6
18.Marlene Ray-TN	41/ 16	59	68	86.8
19.Sue Snyder-KY	42/ 36	61	78	78.2
20.Sue Snyder-KY	42/ 19	59	66	89.4
W- 19 L- 1	823	949	1166	81.4

2.Sue Snyder-KY

OPPONENT	SCORE	R	SP	%
1.Kim Stockli-CA	42/ 26	31	46	67.4
2.OraLee Jeardoe-KS	42/ 10	27	32	84.4
3.Patricia Ingraham-AZ	43/ 9	33	40	82.5
4.Helen Laumbach-NM	40/ 11	33	42	78.6
5.Cathy Richards-TX	41/ 6	38	44	86.4
6.Carolyn S Coyle-IN	42/ 14	30	36	83.3
7.Tamara Burke-WV	40/ 2	40	44	90.9
8.Amy Francis-OH	40/ 37	57	76	75.0
9.Shalee Cason-PA	44/ 14	38	48	79.2
10.Sharon Chiddister-IN	41/ 16	37	46	80.4
11.Connie Filley-SD	45/ 6	40	42	95.2
12.Rivers Prewette-NC	40/ 34	46	64	71.9
13.Mary Lee Claise-IN	40/ 4	26	30	86.7
14.Maxine Griffith-TN	42/ 7	29	38	76.3
15.Debra Odum-TX	41/ 37	45	62	72.6
16.Sheila Shepard-CO	40/ 22	39	52	75.0
17.Marlene Ray-TN	42/ 31	71	86	82.6
18.Gert Wilcziek-WI	40/ 36	53	72	73.6
19.Joan Elmore-TN	36/ 42	58	78	74.4
20.Joan Elmore-TN	19/ 42	51	66	77.3
W- 18 L- 2	800	822	1044	78.7

3. Marlene Ray-TN

OPPONENT	SCORE	R	SP	%
1. Helen Laumbach-NM	45/ 12	32	40	80.0
2. Tamara Burke-WV	40/ 6	26	30	86.7
3. OraLee Jeardoe-KS	40/ 28	37	52	71.2
4. Kim Stockli-CA	41/ 33	48	66	72.7
5. Amy Francis-OH	41/ 9	32	38	84.2
6. Patricia Ingraham-AZ	40/ 6	46	54	85.2
7. Sharon Chiddister-IN	44/ 36	51	74	68.9
8. Carolyn S Coyle-IN	41/ 6	25	30	83.3
9. Cathy Richards-TX	40/ 16	32	42	76.2
10. Shalee Cason-PA	40/ 6	30	36	83.3
11. Mary Lee Claise-IN	42/ 13	29	38	76.3
12. Maxine Griffith-TN	42/ 18	38	50	76.0
13. Sheila Shepard-CO	42/ 17	61	72	84.7
14. Debra Odum-TX	41/ 1	37	40	92.5
15. Connie Filley-SD	35/ 40	35	52	67.3
16. Rivers Prewette-NC	41/ 39	70	90	77.8
17. Sue Snyder-KY	31/ 42	68	86	79.1
18. Joan Elmore-TN	16/ 41	51	68	75.0
19. Gert Wilcziek-WI	41/ 25	50	66	75.8
W- 16 L- 3	743	798	1024	77.9

5. Connie Filley-SD

OPPONENT	SCORE	R	SP	%
1. Shalee Cason-PA	40/ 20	37	50	74.0
2. Cathy Richards-TX	39/ 41	45	68	66.2
3. Sharon Chiddister-IN	45/ 3	29	34	85.3
4. Maxine Griffith-TN	41/ 35	50	72	69.4
5. Kim Stockli-CA	41/ 35	46	68	67.6
6. Mary Lee Claise-IN	32/ 40	33	54	61.1
7. OraLee Jeardoe-KS	40/ 9	31	36	86.1
8. Helen Laumbach-NM	41/ 31	39	56	69.6
9. Carolyn S Coyle-IN	42/ 12	40	52	76.9
10. Patricia Ingraham-AZ	40/ 25	31	44	70.5
11. Sue Snyder-KY	6/ 45	27	42	64.3
12. Debra Odum-TX	20/ 40	26	44	59.1
13. Joan Elmore-TN	32/ 40	79	100	79.0
14. Amy Francis-OH	40/ 33	48	64	75.0
15. Marlene Ray-TN	40/ 35	37	52	71.2
16. Gert Wilcziek-WI	42/ 14	41	50	82.0
17. Tamara Burke-WV	41/ 12	35	44	79.5
18. Sheila Shepard-CO	42/ 8	33	40	82.5
19. Rivers Prewette-NC	40/ 39	53	74	71.6
W- 14 L- 5	704	760	1044	72.8

7. Cathy Richards-TX

OPPONENT	SCORE	R	SP	%
1. Rivers Prewette-NC	45/ 5	37	48	77.1
2. Connie Filley-SD	41/ 39	45	68	66.2
3. Mary Lee Claise-IN	40/ 26	36	52	69.2
4. Debra Odum-TX	36/ 44	37	62	59.7
5. Sue Snyder-KY	6/ 41	26	44	59.1
6. Gert Wilcziek-WI	12/ 40	23	42	54.8
7. Joan Elmore-TN	15/ 40	38	58	65.5
8. Tamara Burke-WV	40/ 38	42	74	56.8
9. Marlene Ray-TN	16/ 40	23	42	54.8
10. Sheila Shepard-CO	41/ 32	40	58	69.0
11. Helen Laumbach-NM	39/ 40	39	64	60.9
12. Kim Stockli-CA	40/ 33	43	62	69.4
13. Patricia Ingraham-AZ	17/ 40	28	54	51.9
14. OraLee Jeardoe-KS	42/ 31	41	66	62.1
15. Amy Francis-OH	41/ 34	42	64	65.6
16. Maxine Griffith-TN	24/ 41	27	48	56.3
17. Sharon Chiddister-IN	3/ 41	16	32	50.0
18. Carolyn S Coyle-IN	41/ 39	41	72	56.9
19. Shalee Cason-PA	42/ 22	38	54	70.4
W- 10 L- 9	581	662	1064	62.2

4. Gert Wilcziek-WI

OPPONENT	SCORE	R	SP	%
1. Patricia Ingraham-AZ	41/ 18	42	56	75.0
2. Maxine Griffith-TN	40/ 12	41	52	78.8
3. Kim Stockli-CA	44/ 24	51	68	75.0
4. OraLee Jeardoe-KS	40/ 14	41	54	75.9
5. Tamara Burke-WV	44/ 35	49	74	66.2
6. Cathy Richards-TX	40/ 12	32	42	76.2
7. Amy Francis-OH	42/ 25	50	64	78.1
8. Sharon Chiddister-IN	42/ 3	36	40	90.0
9. Mary Lee Claise-IN	40/ 17	37	46	80.4
10. Helen Laumbach-NM	41/ 13	34	46	73.9
11. Carolyn S Coyle-IN	41/ 30	44	60	73.3
12. Shalee Cason-PA	42/ 23	44	56	78.6
13. Debra Odum-TX	41/ 27	42	56	75.0
14. Sheila Shepard-CO	42/ 28	47	64	73.4
15. Rivers Prewette-NC	40/ 29	63	82	76.8
16. Connie Filley-SD	14/ 42	32	50	64.0
17. Joan Elmore-TN	42/ 37	40	56	71.4
18. Sue Snyder-KY	36/ 40	50	72	69.4
19. Marlene Ray-TN	25/ 41	43	66	65.2
W- 16 L- 3	737	818	1104	74.1

6. Debra Odum-TX

OPPONENT	SCORE	R	SP	%
1. Carolyn S Coyle-IN	45/ 23	35	48	72.9
2. Patricia Ingraham-AZ	42/ 6	25	30	83.3
3. Maxine Griffith-TN	34/ 40	51	70	72.9
4. Cathy Richards-TX	44/ 36	41	62	66.1
5. OraLee Jeardoe-KS	42/ 27	45	66	68.2
6. Shalee Cason-PA	42/ 34	61	82	74.4
7. Mary Lee Claise-IN	45/ 15	35	46	76.1
8. Kim Stockli-CA	41/ 10	32	38	84.2
9. Helen Laumbach-NM	40/ 18	39	54	72.2
10. Tamara Burke-WV	42/ 16	38	50	76.0
11. Sharon Chiddister-IN	40/ 21	48	64	75.0
12. Connie Filley-SD	40/ 20	33	44	75.0
13. Gert Wilcziek-WI	27/ 41	37	56	66.1
14. Marlene Ray-TN	1/ 41	24	40	60.0
15. Sue Snyder-KY	37/ 41	43	62	69.4
16. Joan Elmore-TN	12/ 42	38	58	65.5
17. Amy Francis-OH	10/ 40	17	34	50.0
18. Rivers Prewette-NC	40/ 22	60	74	81.1
19. Sheila Shepard-CO	40/ 27	40	54	74.1
W- 13 L- 6	664	742	1032	71.9

8. Rivers Prewette-NC

OPPONENT	SCORE	R	SP	%
1. Cathy Richards-TX	5/ 45	25	48	52.1
2. Sharon Chiddister-IN	41/ 34	42	62	67.7
3. Shalee Cason-PA	40/ 18	27	42	64.3
4. Tamara Burke-WV	38/ 45	54	74	73.0
5. Helen Laumbach-NM	25/ 40	27	48	56.3
6. OraLee Jeardoe-KS	41/ 34	64	84	76.2
7. Carolyn S Coyle-IN	42/ 18	24	36	66.7
8. Maxine Griffith-TN	40/ 32	40	58	69.0
9. Patricia Ingraham-AZ	40/ 26	29	44	65.9
10. Kim Stockli-CA	43/ 8	30	38	78.9
11. Sheila Shepard-CO	41/ 9	33	40	82.5
12. Sue Snyder-KY	34/ 40	45	64	70.3
13. Amy Francis-OH	18/ 40	34	52	65.4
14. Joan Elmore-TN	15/ 42	31	48	64.6
15. Gert Wilcziek-WI	29/ 40	58	82	70.7
16. Marlene Ray-TN	39/ 41	69	90	76.7
17. Mary Lee Claise-IN	40/ 28	37	62	59.7
18. Debra Odum-TX	22/ 40	55	74	74.3
19. Connie Filley-SD	39/ 40	52	74	70.3
W- 9 L- 10	632	776	1120	69.3

9. Sheila Shepard-CO

OPPONENT	SCORE	R	SP	%
1. Sharon Chiddister-IN	42/ 7	32	40	80.0
2. Carolyn S Coyle-IN	36/ 43	43	68	63.2
3. Amy Francis-OH	41/ 24	74	92	80.4
4. Shalee Cason-PA	41/ 28	39	58	67.2
5. Mary Lee Claise-IN	40/ 17	39	52	75.0
6. Tamara Burke-WV	41/ 18	36	54	66.7
7. Helen Laumbach-NM	42/ 13	44	56	78.6
8. Patricia Ingraham-AZ	40/ 13	29	38	76.3
9. Kim Stockli-CA	37/ 42	49	70	70.0
10. Cathy Richards-TX	32/ 41	38	58	65.5
11. Rivers Prewette-NC	9/ 41	23	40	57.5
12. OraLee Jeardoe-KS	40/ 37	51	76	67.1
13. Marlene Ray-TN	17/ 42	53	72	73.6
14. Gert Wilcziek-WI	28/ 42	44	64	68.8
15. Joan Elmore-TN	5/ 42	30	48	62.5
16. Sue Snyder-KY	22/ 40	33	52	63.5
17. Maxine Griffith-TN	40/ 34	43	62	69.4
18. Connie Filley-SD	8/ 42	22	40	55.0
19. Debra Odum-TX	27/ 40	35	54	64.8
W- 9 L- 10	588	757	1094	69.2

11. Amy Francis-OH

OPPONENT	SCORE	R	SP	%
1. Tamara Burke-WV	24/ 41	39	60	65.0
2. Helen Laumbach-NM	14/ 40	24	42	57.1
3. Sheila Shepard-CO	24/ 41	69	92	75.0
4. Carolyn S Coyle-IN	42/ 31	42	62	67.7
5. Marlene Ray-TN	9/ 41	22	38	57.9
6. Kim Stockli-CA	14/ 42	27	50	54.0
7. Gert Wilcziek-WI	25/ 42	45	64	70.3
8. Sue Snyder-KY	37/ 40	57	76	75.0
9. Sharon Chiddister-IN	40/ 16	25	38	65.8
10. OraLee Jeardoe-KS	42/ 9	28	38	73.7
11. Patricia Ingraham-AZ	40/ 34	42	64	65.6
12. Joan Elmore-TN	37/ 42	58	76	76.3
13. Rivers Prewette-NC	40/ 18	40	52	76.9
14. Connie Filley-SD	33/ 40	47	64	73.4
15. Cathy Richards-TX	34/ 41	40	64	62.5
16. Shalee Cason-PA	37/ 42	30	54	55.6
17. Debra Odum-TX	40/ 10	27	34	79.4
18. Mary Lee Claise-IN	42/ 27	37	58	63.8
19. Maxine Griffith-TN	41/ 13	42	54	77.8
W- 8 L- 11	615	741	1080	68.6

13. Patricia Ingraham-AZ

OPPONENT	SCORE	R	SP	%
1. Gert Wilcziek-WI	18/ 41	33	56	58.9
2. Debra Odum-TX	6/ 42	14	30	46.7
3. Sue Snyder-KY	9/ 43	22	40	55.0
4. Joan Elmore-TN	28/ 43	47	68	69.1
5. Shalee Cason-PA	42/ 29	59	82	72.0
6. Marlene Ray-TN	6/ 40	34	54	63.0
7. Maxine Griffith-TN	42/ 37	48	78	61.5
8. Sheila Shepard-CO	13/ 40	20	38	52.6
9. Rivers Prewette-NC	26/ 40	25	44	56.8
10. Connie Filley-SD	25/ 40	27	44	61.4
11. Amy Francis-OH	34/ 40	40	64	62.5
12. Carolyn S Coyle-IN	40/ 33	35	58	60.3
13. Cathy Richards-TX	40/ 17	36	54	66.7
14. Mary Lee Claise-IN	41/ 38	29	52	55.8
15. Tamara Burke-WV	42/ 35	40	62	64.5
16. Sharon Chiddister-IN	42/ 8	36	48	75.0
17. OraLee Jeardoe-KS	38/ 40	39	60	65.0
18. Kim Stockli-CA	27/ 40	26	46	56.5
19. Helen Laumbach-NM	45/ 30	40	66	60.6
W- 8 L- 11	564	650	1044	62.3

10. Maxine Griffith-TN

OPPONENT	SCORE	R	SP	%
1. Mary Lee Claise-IN	16/ 42	29	50	58.0
2. Gert Wilcziek-WI	12/ 40	33	52	63.5
3. Debra Odum-TX	40/ 34	52	70	74.3
4. Connie Filley-SD	35/ 41	49	72	68.1
5. Sharon Chiddister-IN	41/ 3	24	28	85.7
6. Helen Laumbach-NM	41/ 22	29	42	69.0
7. Patricia Ingraham-AZ	37/ 42	49	78	62.8
8. Rivers Prewette-NC	32/ 40	38	58	65.5
9. OraLee Jeardoe-KS	41/ 34	54	74	73.0
10. Carolyn S Coyle-IN	44/ 29	48	68	70.6
11. Joan Elmore-TN	12/ 40	31	54	57.4
12. Marlene Ray-TN	18/ 42	31	50	62.0
13. Shalee Cason-PA	40/ 36	39	60	65.0
14. Sue Snyder-KY	7/ 42	19	38	50.0
15. Kim Stockli-CA	44/ 39	49	70	70.0
16. Cathy Richards-TX	41/ 24	33	48	68.8
17. Sheila Shepard-CO	34/ 40	42	62	67.7
18. Tamara Burke-WV	41/ 15	24	34	70.6
19. Amy Francis-OH	13/ 41	32	54	59.3
W- 9 L- 10	589	705	1062	66.4

12. Kim Stockli-CA

OPPONENT	SCORE	R	SP	%
1. Sue Snyder-KY	26/ 42	25	46	54.3
2. Joan Elmore-TN	22/ 40	41	58	70.7
3. Gert Wilcziek-WI	24/ 44	46	68	67.6
4. Marlene Ray-TN	33/ 41	45	66	68.2
5. Connie Filley-SD	35/ 41	46	68	67.6
6. Amy Francis-OH	42/ 14	36	50	72.0
7. Shalee Cason-PA	41/ 18	39	52	75.0
8. Debra Odum-TX	10/ 41	22	38	57.9
9. Sheila Shepard-CO	42/ 37	51	70	72.9
10. Rivers Prewette-NC	8/ 43	18	38	47.4
11. Tamara Burke-WV	40/ 3	23	30	76.7
12. Cathy Richards-TX	33/ 40	41	62	66.1
13. Sharon Chiddister-IN	40/ 3	26	32	81.3
14. Carolyn S Coyle-IN	42/ 19	35	50	70.0
15. Maxine Griffith-TN	39/ 44	46	70	65.7
16. Mary Lee Claise-IN	33/ 40	33	54	61.1
17. Helen Laumbach-NM	16/ 42	17	40	42.5
18. Patricia Ingraham-AZ	40/ 27	31	46	67.4
19. OraLee Jeardoe-KS	40/ 20	33	50	66.0
W- 8 L- 11	606	654	988	66.2

14. Helen Laumbach-NM

OPPONENT	SCORE	R	SP	%
1. Marlene Ray-TN	12/ 45	20	40	50.0
2. Amy Francis-OH	40/ 14	32	42	76.2
3. Joan Elmore-TN	8/ 40	26	42	61.9
4. Sue Snyder-KY	11/ 40	24	42	57.1
5. Rivers Prewette-NC	40/ 25	30	48	62.5
6. Maxine Griffith-TN	22/ 41	24	42	57.1
7. Sheila Shepard-CO	13/ 42	36	56	64.3
8. Connie Filley-SD	31/ 41	35	56	62.5
9. Debra Odum-TX	18/ 40	30	54	55.6
10. Gert Wilcziek-WI	13/ 41	26	46	56.5
11. Cathy Richards-TX	40/ 39	41	64	64.1
12. Mary Lee Claise-IN	44/ 29	30	48	62.5
13. Carolyn S Coyle-IN	35/ 43	43	72	59.7
14. Sharon Chiddister-IN	41/ 39	41	72	56.9
15. Shalee Cason-PA	7/ 42	16	34	47.1
16. Tamara Burke-WV	42/ 12	29	38	76.3
17. Kim Stockli-CA	42/ 16	25	40	62.5
18. OraLee Jeardoe-KS	36/ 41	29	52	55.8
19. Patricia Ingraham-AZ	30/ 45	35	66	53.0
W- 7 L- 12	525	572	954	60.0

15. Shalee Cason-PA

OPPONENT	SCORE	R	SP	%
1. Connie Filley-SD	20/40	31	50	62.0
2. Mary Lee Claise-IN	42/39	39	64	60.9
3. Rivers Prewette-NC	18/40	21	42	50.0
4. Sheila Shepard-CO	28/41	36	58	62.1
5. Patricia Ingraham-AZ	29/42	56	82	68.3
6. Debra Odum-TX	34/42	59	82	72.0
7. Kim Stockli-CA	18/41	31	52	59.6
8. Joan Elmore-TN	16/41	47	64	73.4
9. Sue Snyder-KY	14/44	28	48	58.3
10. Marlene Ray-TN	6/40	20	36	55.6
11. OraLee Jeardoe-KS	39/42	59	88	67.0
12. Gert Wilcziek-WI	23/42	37	56	66.1
13. Maxine Griffith-TN	36/40	38	60	63.3
14. Tamara Burke-WV	40/30	49	72	68.1
15. Helen Laumbach-NM	42/7	27	34	79.4
16. Amy Francis-OH	42/37	32	54	59.3
17. Carolyn S Coyle-IN	40/31	40	60	66.7
18. Sharon Chiddister-IN	42/22	32	46	69.6
19. Cathy Richards-TX	22/42	31	54	57.4
W- 6 L- 13	551	713	1102	64.7

17. Sharon Chiddister-IN

OPPONENT	SCORE	R	SP	%
1. Sheila Shepard-CO	7/42	21	40	52.5
2. Rivers Prewette-NC	34/41	39	62	62.9
3. Connie Filley-SD	3/45	16	34	47.1
4. Mary Lee Claise-IN	43/30	48	66	72.7
5. Maxine Griffith-TN	3/41	12	28	42.9
6. Joan Elmore-TN	14/44	24	42	57.1
7. Marlene Ray-TN	36/44	50	74	67.6
8. Gert Wilcziek-WI	3/42	23	40	57.5
9. Amy Francis-OH	16/40	16	38	42.1
10. Sue Snyder-KY	16/41	29	46	63.0
11. Debra Odum-TX	21/40	41	64	64.1
12. Tamara Burke-WV	40/23	31	48	64.6
13. Kim Stockli-CA	3/40	13	32	40.6
14. Helen Laumbach-NM	39/41	41	72	56.9
15. OraLee Jeardoe-KS	42/33	41	66	62.1
16. Patricia Ingraham-AZ	8/42	25	48	52.1
17. Cathy Richards-TX	41/3	28	32	87.5
18. Shalee Cason-PA	22/42	26	46	56.5
19. Carolyn S Coyle-IN	44/24	22	44	50.0
W- 5 L- 14	435	546	922	59.2

19. Tamara Burke-WV

OPPONENT	SCORE	R	SP	%
1. Amy Francis-OH	41/24	44	60	73.3
2. Marlene Ray-TN	6/40	15	30	50.0
3. Carolyn S Coyle-IN	31/41	35	56	62.5
4. Rivers Prewette-NC	45/38	56	74	75.7
5. Gert Wilcziek-WI	35/44	48	74	64.9
6. Sheila Shepard-CO	18/41	30	54	55.6
7. Sue Snyder-KY	2/40	27	44	61.4
8. Cathy Richards-TX	38/40	43	74	58.1
9. Joan Elmore-TN	0/43	13	28	46.4
10. Debra Odum-TX	16/42	30	50	60.0
11. Kim Stockli-CA	3/40	12	30	40.0
12. Sharon Chiddister-IN	23/40	27	48	56.3
13. OraLee Jeardoe-KS	18/41	24	40	60.0
14. Shalee Cason-PA	30/40	47	72	65.3
15. Patricia Ingraham-AZ	35/42	38	62	61.3
16. Helen Laumbach-NM	12/42	20	38	52.6
17. Connie Filley-SD	12/41	25	44	56.8
18. Maxine Griffith-TN	15/41	16	34	47.1
19. Mary Lee Claise-IN	44/26	39	56	69.6
W- 3 L- 16	424	589	968	60.8

16. OraLee Jeardoe-KS

OPPONENT	SCORE	R	SP	%
1. Joan Elmore-TN	16/40	24	40	60.0
2. Sue Snyder-KY	10/42	16	32	50.0
3. Marlene Ray-TN	28/40	32	52	61.5
4. Gert Wilcziek-WI	14/40	33	54	61.1
5. Debra Odum-TX	27/42	39	66	59.1
6. Rivers Prewette-NC	34/41	60	84	71.4
7. Connie Filley-SD	9/40	21	36	58.3
8. Mary Lee Claise-IN	40/12	21	34	61.8
9. Maxine Griffith-TN	34/41	51	74	68.9
10. Amy Francis-OH	9/42	16	38	42.1
11. Shalee Cason-PA	42/39	62	88	70.5
12. Sheila Shepard-CO	37/40	49	76	64.5
13. Tamara Burke-WV	41/18	31	40	77.5
14. Cathy Richards-TX	31/42	41	66	62.1
15. Sharon Chiddister-IN	33/42	38	66	57.6
16. Carolyn S Coyle-IN	40/25	36	56	64.3
17. Patricia Ingraham-AZ	40/38	41	60	68.3
18. Helen Laumbach-NM	41/36	31	52	59.6
19. Kim Stockli-CA	20/40	27	50	54.0
W- 6 L- 13	546	669	1064	62.9

18. Carolyn S Coyle-IN

OPPONENT	SCORE	R	SP	%
1. Debra Odum-TX	23/45	27	48	56.3
2. Sheila Shepard-CO	43/36	45	68	66.2
3. Tamara Burke-WV	41/31	39	56	69.6
4. Amy Francis-OH	31/42	38	62	61.3
5. Joan Elmore-TN	20/41	35	54	64.8
6. Sue Snyder-KY	14/42	20	36	55.6
7. Rivers Prewette-NC	18/42	15	36	41.7
8. Marlene Ray-TN	6/41	14	30	46.7
9. Connie Filley-SD	12/42	30	52	57.7
10. Maxine Griffith-TN	29/44	43	68	63.2
11. Gert Wilcziek-WI	30/41	40	60	66.7
12. Patricia Ingraham-AZ	33/40	33	58	56.9
13. Helen Laumbach-NM	43/35	45	72	62.5
14. Kim Stockli-CA	19/42	27	50	54.0
15. Mary Lee Claise-IN	45/23	30	46	65.2
16. OraLee Jeardoe-KS	25/40	33	56	58.9
17. Shalee Cason-PA	31/40	37	60	61.7
18. Cathy Richards-TX	39/41	41	72	56.9
19. Sharon Chiddister-IN	24/44	16	44	36.4
W- 4 L- 15	526	608	1028	59.1

20. Mary Lee Claise-IN

OPPONENT	SCORE	R	SP	%
1. Maxine Griffith-TN	42/16	37	50	74.0
2. Shalee Cason-PA	39/42	37	64	57.8
3. Cathy Richards-TX	26/40	32	52	61.5
4. Sharon Chiddister-IN	30/43	44	66	66.7
5. Sheila Shepard-CO	17/40	32	52	61.5
6. Connie Filley-SD	40/32	35	54	64.8
7. Debra Odum-TX	15/45	26	46	56.5
8. OraLee Jeardoe-KS	12/40	11	34	32.4
9. Gert Wilcziek-WI	17/40	29	46	63.0
10. Joan Elmore-TN	15/41	38	60	63.3
11. Marlene Ray-TN	13/42	20	38	52.6
12. Helen Laumbach-NM	29/44	24	48	50.0
13. Sue Snyder-KY	4/40	14	30	46.7
14. Patricia Ingraham-AZ	38/41	29	52	55.8
15. Carolyn S Coyle-IN	23/45	21	46	45.7
16. Kim Stockli-CA	40/33	35	54	64.8
17. Rivers Prewette-NC	28/40	32	62	51.6
18. Amy Francis-OH	27/42	31	58	53.4
19. Tamara Burke-WV	26/44	33	56	58.9
W- 3 L- 16	481	560	968	57.9



Womens Division A

1.Sue Snyder	KY	84.58	13	2	477	600	79.50	518
2.Marlene Ray	TN	77.47	12	3	451	600	75.17	432
3.Joan Elmore	TN	85.54	11.5	3.5	478	600	79.67	442
4.Gert Wilcziek	WI	82.12	10.5	4.5	443	600	73.83	386
5.Rivers Prewette	NC	74.94	10	5	435	600	72.50	429
6.Debra Odum	TX	78.51	9.5	5.5	437	600	72.83	412
7.Sheila Shepard	CO	73.82	9.5	5.5	437	600	72.83	373
8.Connie Filley	SD	71.43	8	7	422	600	70.33	373
9.Amy Francis	OH	74.44	7.5	7.5	416	600	69.33	355
10.Tamara Burke	WV	83.22	6.5	8.5	388	600	64.67	339
11.Cathy Richards	TX	67.47	5.5	9.5	370	600	61.67	323
12.Verdell J * Woollard	FL	68.50	5.5	9.5	362	600	60.33	314
13.Shalee Cason	PA	73.03	5	10	380	600	63.33	314
14.Jane Jordan	SC	70.82	3	12	333	600	55.50	260
15.Becky Kemper	KY	75.81	2	13	252	600	42.00	167
16.Renee Cowan	VA	72.26	1	14	302	600	50.33	224



Womens Division B

1.Mary Lee Claise	IN	64.93	12.5	2.5	391	600	65.17	455
2.Maxine Griffith	TN	61.82	11	4	405	600	67.50	491
3.Sharon Chiddister	IN	61.71	9.5	5.5	364	600	60.67	463
4.Carolyn S Coyle	IN	67.15	9	6	361	600	60.17	444
5.Patricia Ingraham	AZ	64.90	9	6	359	600	59.83	442
6.Dale LaValley	NH	62.55	9	6	330	600	55.00	393
7.Kim Stockli	CA	66.30	8	7	345	600	57.50	435
8.Dee Robak	TX	64.23	8	7	334	600	55.67	394
9.Terry Beagle	MI	62.42	8	7	332	600	55.33	361
10.Patricia Strain	LA	60.69	8	7	330	600	55.00	403
11.Judy Dennis	MI	60.82	7	8	322	600	53.67	413
12.OraLee Jeardoe	KS	60.32	6	9	342	600	57.00	377
13.Summar Parker	TX	62.74	6	9	325	600	54.17	361
14.Carolyn Lloyd	NC	63.56	6	9	314	600	52.33	389
15.Sheryll Card	MI	61.23	3	12	284	600	47.33	309



Womens Division C

1.Helen Laumbach	NM	58.45	12	4	373	640	58.28	555
2.Regina * Hawes	FL	55.00	11	5	355	640	55.47	519
3.Jan VanLerberg	KS	54.78	10	5	293	600	48.83	409
4.Carolyn * Boehnemann	TX	55.39	10	5	269	600	44.83	399
5.Marlys * Timm	MN	54.91	9.5	5.5	304	600	50.67	466
6.Marion Thomsen	NE	59.26	9	6	309	600	51.50	470
7.Connie Symank	TX	59.66	8	7	301	600	50.17	414
8.Virlene Straley	TX	55.37	8	7	268	600	44.67	376
9.Trish Hoshaw	AZ	53.00	7	8	304	600	50.67	441
10.Barbara Goff	OK	55.30	7	8	288	600	48.00	370
11.Janet Larson	MN	50.26	7	8	255	600	42.50	345
12.Connie S * Reimer	IN	55.87	6.5	8.5	321	600	53.50	437
13.Edie * McKinney	WI	55.69	6	9	241	600	40.17	345
14.Holly Martin	TX	51.12	5	10	250	600	41.67	350
15.Rhonda Kimbrel	AR	55.21	5	10	235	600	39.17	352



Womens Division D

1.Bonnie Lewis	WA	46.10	12	3	249	600	41.50	438
2.Lynda Frederick	KS	47.00	11.5	3.5	280	600	46.67	482
3.Tina Hawkins	OK	49.70	11.5	3.5	278	600	46.33	428
4.Jeanette Romero	CO	44.34	11	4	286	600	47.67	472
5.Mary Trollope	KS	45.32	10.5	4.5	239	600	39.83	430
6.Sandra * Gates	MI	44.60	9	6	273	600	45.50	497
7.Roena Branson	MO	46.90	8	7	269	600	44.83	417
8.Helene Dickinson	TX	44.25	8	7	230	600	38.33	428
9.Tamra S. Jenkins	MO	49.74	7	8	266	600	44.33	465
10.Wynne Mihura	KS	49.13	6	9	241	600	40.17	391
11.Alice Shoemaker	TX	46.84	6	9	202	600	33.67	359
12.Pamela Lee	TX	47.66	5.5	9.5	211	600	35.17	355
13.Mary Beeson	MO	50.09	5	10	214	600	35.67	328
14.Deborah Michaud	MA	47.59	4	11	210	600	35.00	340
15.Jessica Sorge	TX	46.42	3	12	191	600	31.83	342
16.Nelda Dodson	TX	45.55	2	13	175	600	29.17	248



Womens Division E

1.Peggy Hudson	TX	43.53	12	3	263	600	43.83	481
2.Donna Massey	TX	42.01	11	4	256	600	42.67	453
3.Dianna * Guill	OH	43.04	11	4	228	600	38.00	436
4.Ree Cutright	MO	42.82	10	5	254	600	42.33	476
5.Tandi Thomason	TX	42.76	10	5	217	600	36.17	404
6.Janell Berry	TX	41.05	9	6	217	600	36.17	436
7.Carolyn Hulen	TX	43.37	9	6	214	600	35.67	416
8.Karen * Goldizen	MO	44.00	8.5	6.5	241	600	40.17	471
9.Rebecca Glenn	OK	43.14	7.5	7.5	202	600	33.67	396
10.Patty White	TX	41.45	7	8	186	600	31.00	327
11.Gloria * Smith	WI	42.36	6.5	8.5	190	600	31.67	343
12.Mary * Denzin	MN	41.48	5	10	193	600	32.17	356
13.Linda Sorge	TX	41.57	4.5	10.5	171	600	28.50	333
14.Phyllis Quist	WA	43.59	4	11	182	600	30.33	349
15.Dee McIntire	MO	42.56	4	11	173	600	28.83	302
16.Karen Phelps	TX	43.42	1	14	129	600	21.50	248



Womens Division F

1.Audra * Craven	MO	40.52	12	3	218	600	36.33	488
2.Jeanette Claas	MO	39.69	11	4	210	600	35.00	451
3.Mary Ann Sheehan	MN	40.61	10	5	212	600	35.33	401
4.Alyeene Hensley	OK	40.83	10	5	197	600	32.83	461
5.Patricia Ann Callis	FL	37.28	9	6	202	600	33.67	399
6.Pearl Platero	NM	40.55	9	6	188	600	31.33	406
7.Wanda Jamieson	TX	37.50	8	7	204	600	34.00	406
8.Joann * Jones	MO	40.76	8	7	192	600	32.00	440
9.Debbie Harris	MO	37.79	8	7	186	600	31.00	423
10.Beverly McDaniel	TX	39.48	7	8	171	600	28.50	376
11.Nelda Addison	LA	39.27	7	8	152	600	25.33	333
12.Donna Thomason	TX	39.07	6	9	201	600	33.50	425
13.Nell Croft	TX	37.71	6	9	159	600	26.50	361
14.Monica Vaughan	KS	38.16	4	11	158	600	26.33	340
15.Paula Poff	TX	36.67	3	12	145	600	24.17	317
16.Jo an * Douglas	PA	40.98	2	13	66	400	16.50	182



Womens Division G

1.Tina Press	IL	37.16	10.5	3.5	198	560	35.36	479
2.Melody Williams	MO	35.52	9.5	4.5	192	560	34.29	411
3.Gaie Shoman	CA	33.03	8.5	4.5	161	520	30.96	386
4.Teresa Traweek	TX	36.57	8.5	4.5	157	520	30.19	403
5.Rhonda Smith	LA	34.16	8	5	169	520	32.50	375
6.Jackie Jones	CO	32.28	7	6	186	520	35.77	391
7.Mary Francis Aguilar	TX	34.65	7	6	151	520	29.04	370
8.Donna Bastel	MO	35.60	6.5	6.5	155	520	29.81	334
9.Nina Pearson	CO	33.33	6	7	149	520	28.65	316
10.Rene' White	LA	36.90	6	7	118	520	22.69	301
11.Sarah Hicks	OK	33.23	4.5	8.5	122	520	23.46	276
12.Mary Fimbres	AZ	36.04	4	9	118	520	22.69	265
13.Angela * DiRaimo	MO	32.22	3.5	9.5	130	520	25.00	317
14.Janice Stimmel	TX	35.18	2.5	10.5	120	520	23.08	289



Womens Division H

1.Kathie Method	IN	30.11	9.5	3.5	175	520	33.65	418
2.Jean McNichols	ND	28.23	9	4	155	520	29.81	345
3.Georgia * Burke	OK	30.91	9	4	148	520	28.46	355
4.Sally Grooms	NE	27.24	8	5	130	520	25.00	319
5.Andrea * Defoe	GA	25.96	7	6	143	520	27.50	366
6.Helen * Velasquez	MO	31.01	7	6	143	520	27.50	315
7.Cheryle Andrea	MN	27.85	6.5	6.5	135	520	25.96	295
8.Colleen McCabe	WY	29.45	6	7	144	520	27.69	324
9.Shirley Blake	SD	28.24	6	7	117	520	22.50	286
10.Brenda Keeler	KS	28.59	6	7	115	520	22.12	281
11.Melinda Leach	ME	28.17	5.5	7.5	146	520	28.08	302
12.Linda Funk	AZ	26.34	5.5	7.5	119	520	22.88	305
13.Kathy Anderson	TX	30.13	4	9	119	520	22.88	299
14.Suzanne Evans	MO	30.09	2	11	109	520	20.96	247



Womens Division I

1. Ginger Cain	OK	25.76	12	3	183	600	30.50	442
2. Carol Holmes	NE	25.83	10	4	181	560	32.32	462
3. Suzanne Miller	GA	24.93	10	4	166	560	29.64	389
4. Connie * Trautwein	MO	24.57	9	4	125	520	24.04	319
5. Lena McDonald	MO	22.03	9	4	121	520	23.27	334
6. Eunice Lease	NE	24.16	8.5	4.5	142	520	27.31	344
7. Rhonda Kohel	NE	21.12	8	5	103	520	19.81	302
8. Teresa Mitchell	TX	23.68	6.5	6.5	112	520	21.54	326
9. Kendra Jarvis	KS	25.87	6	7	100	520	19.23	236
10. Mary Holley	AB	23.08	5	8	80	520	15.38	258
11. Rita Suttmiller	OK	23.69	4	9	84	520	16.15	231
12. Cindy Bailey	CA	21.27	3	10	62	520	11.92	186
13. Lu * Cave	MN	20.53	2	11	81	520	15.58	212



Womens Division J

1. Sonya Pelzer	NE	13.95	10	2	90	480	18.75	319
2. Cathy Jackson	OK	12.05	9	3	77	480	16.04	324
3. Victoria Highley	MO	9.37	8	3	79	440	17.95	322
4. Benita Williams	LA	13.83	8	3	47	440	10.68	249
5. Pam Bishop	KS	17.58	7.5	3.5	64	440	14.55	258
6. Sara Otto	MN	7.18	7	4	43	440	9.77	220
7. Leisa Gailey	TX	16.41	7	4	41	440	9.32	229
8. Heather Campbell	MO	4.84	4	7	29	440	6.59	147
9. Brenda Zachman	MN	6.98	3	8	31	440	7.05	128
10. Betty * Thornton	OK	4.44	2	9	11	440	2.50	125
11. Lee Estep	PA	5.23	1.5	9.5	14	440	3.18	127
12. Pat Raymond Iverson	UT	8.12	0	11	20	440	4.55	116

SENIOR WOMENS DIVISION CHAMPIONSHIP CLASS



SENIOR WOMENS DIVISION

1. Regina Hawes	FL
2. Connie S Reimer	IN
3. Verdell J Woollard	FL
4. Marlys Timm	MN
5. Sandra Gates	MI
6. Carolyn Boehnemann	TX

CHAMPIONSHIP CLASS 2007 WORLD

55.67	5/1	184	316	58.23	235
53.5	4/2	182	332	54.82	229
60.33	3/2	142	234	60.68	191
50.67	2/3	137	256	53.52	178
45.5	2/3	106	238	44.54	118
44.83	0/5	90	216	41.67	103

1. Regina Hawes-FL

OPPONENT	SCORE	R	SP	%
1. Sandra Gates-MI	41/ 16	26	44	59.1
2. Marlys Timm-MN	40/ 33	29	52	55.8
3. Carolyn Boehnemann-TX	43/ 21	28	52	53.8
4. Connie S Reimer-IN	29/ 40	40	66	60.6
5. Verdell J Woollard-FL	40/ 33	29	48	60.4
6. Connie S Reimer-IN	42/ 30	32	54	59.3
W- 5 L- 1	235	184	316	58.2

2. Connie S Reimer-IN

OPPONENT	SCORE	R	SP	%
1. Marlys Timm-MN	41/ 31	34	60	56.7
2. Carolyn Boehnemann-TX	42/ 8	21	34	61.8
3. Verdell J Woollard-FL	41/ 33	33	56	58.9
4. Regina Hawes-FL	40/ 29	42	66	63.6
5. Sandra Gates-MI	35/ 41	26	62	41.9
6. Regina Hawes-FL	30/ 42	26	54	48.1
W- 4 L- 2	229	182	332	54.8

3. Verdell J Woollard-FL

OPPONENT	SCORE	R	SP	%
1. Carolyn Boehnemann-TX	43/ 14	22	34	64.7
2. Sandra Gates-MI	42/ 12	27	42	64.3
3. Connie S Reimer-IN	33/ 41	32	56	57.1
4. Marlys Timm-MN	40/ 32	32	54	59.3
5. Regina Hawes-FL	33/ 40	29	48	60.4
W- 3 L- 2	191	142	234	60.7

5. Sandra Gates-MI

OPPONENT	SCORE	R	SP	%
1. Regina Hawes-FL	16/ 41	19	44	43.2
2. Verdell J Woollard-FL	12/ 42	16	42	38.1
3. Marlys Timm-MN	8/ 40	12	42	28.6
4. Carolyn Boehnemann-TX	41/ 32	29	48	60.4
5. Connie S Reimer-IN	41/ 35	30	62	48.4
W- 2 L- 3	118	106	238	44.5


4. Marlys Timm-MN

OPPONENT	SCORE	R	SP	%
1. Connie S Reimer-IN	31/ 41	32	60	53.3
2. Regina Hawes-FL	33/ 40	27	52	51.9
3. Sandra Gates-MI	40/ 8	23	42	54.8
4. Verdell J Woollard-FL	32/ 40	30	54	55.6
5. Carolyn Boehnemann-TX	42/ 28	25	48	52.1
W- 2 L- 3	178	137	256	53.5

6. Carolyn Boehnemann-TX

OPPONENT	SCORE	R	SP	%
1. Verdell J Woollard-FL	14/ 43	13	34	38.2
2. Connie S Reimer-IN	8/ 42	9	34	26.5
3. Regina Hawes-FL	21/ 43	22	52	42.3
4. Sandra Gates-MI	32/ 41	25	48	52.1
5. Marlys Timm-MN	28/ 42	21	48	43.8
W- 0 L- 5	103	90	216	41.7

JUNIOR BOYS DIVISION CHAMPIONSHIP CLASS



JUNIOR BOYS DIVISION

1. Thomas Lee
2. Kyle Bidwell
3. Nathan Heinritz
4. Kurt Riebel
5. Michael Bowman
6. Trevor Sipma
7. Matthew Korpela
8. John Perry
9. Matt Fuller
10. Joshua Bowerman
11. Martin Ross Williams
12. Joe Rolfes

CHAMPIONSHIP CLASS 2007 WORLD

SD	73.64	11/0	422	536	78.73	460
KS	67.27	9/2	410	598	68.56	398
WI	65.91	8/3	373	536	69.59	414
KS	65.45	7/4	379	576	65.80	379
MO	66.59	7/4	329	504	65.28	380
ND	61.59	7/4	333	528	63.07	390
MN	58.64	5/6	350	572	61.19	321
NY	52.50	4/7	318	580	54.83	329
WA	61.14	3/8	342	574	59.58	305
NY	56.36	3/8	313	564	55.50	306
MO	53.64	2/9	272	512	53.13	282
MN	45.83	0/11	189	444	42.57	134

1. Thomas Lee-SD

OPPONENT	SCORE	R	SP	%
1. Joe Rolfes-MN	45/ 9	24	28	85.7
2. John Perry-NY	41/ 13	42	52	80.8
3. Martin Ross Williams-MO	41/ 18	37	48	77.1
4. Joshua Bowerman-NY	45/ 20	39	50	78.0
5. Matthew Korpela-MN	44/ 24	40	54	74.1
6. Matt Fuller-WA	42/ 23	37	52	71.2
7. Trevor Sipma-ND	40/ 13	36	42	85.7
8. Kurt Riebel-KS	40/ 22	50	64	78.1
9. Nathan Heinritz-WI	40/ 10	42	48	87.5
10. Michael Bowman-MO	40/ 35	42	62	67.7
11. Kyle Bidwell-KS	42/ 5	33	36	91.7
W- 11 L- 0	460	422	536	78.7

2. Kyle Bidwell-KS

OPPONENT	SCORE	R	SP	%
1. John Perry-NY	40/ 34	39	58	67.2
2. Martin Ross Williams-MO	40/ 21	25	40	62.5
3. Joshua Bowerman-NY	40/ 31	42	62	67.7
4. Matthew Korpela-MN	29/ 42	48	68	70.6
5. Matt Fuller-WA	40/ 29	42	64	65.6
6. Joe Rolfes-MN	42/ 15	32	46	69.6
7. Nathan Heinritz-WI	41/ 38	46	62	74.2
8. Trevor Sipma-ND	40/ 39	41	58	70.7
9. Michael Bowman-MO	40/ 12	31	38	81.6
10. Kurt Riebel-KS	41/ 32	44	66	66.7
11. Thomas Lee-SD	5/42	20	36	55.6
W- 9 L- 2	398	410	598	68.6

3.Nathan Heinritz-WI

OPPONENT	SCORE	R	SP	%
1.Joshua Bowerman-NY	41/ 15	28	40	70
2.Matthew Korpela-MN	41/ 16	36	54	66.7
3.Matt Fuller-WA	41/ 9	26	32	81.3
4.Joe Rolfes-MN	44/ 12	29	40	72.5
5.John Perry-NY	41/ 21	32	48	66.7
6.Martin Ross Williams-MO	40/ 11	26	40	65
7.Kyle Bidwell-KS	38/ 41	45	62	72.6
8.Michael Bowman-MO	38/ 41	53	82	64.6
9.Thomas Lee-SD	10/40	32	48	66.7
10.Trevor Sipma-ND	40/ 10	32	44	72.7
11.Kurt Riebel-KS	40/ 17	34	46	73.9
W- 8 L- 3	414	373	536	69.6

5.Michael Bowman-MO

OPPONENT	SCORE	R	SP	%
1.Martin Ross Williams-MO	42/ 20	31	44	70.5
2.Joshua Bowerman-NY	40/ 3	20	24	83.3
3.Matthew Korpela-MN	41/ 4	30	34	88.2
4.Matt Fuller-WA	43/ 8	31	42	73.8
5.Joe Rolfes-MN	40/ 7	30	42	71.4
6.John Perry-NY	40/ 14	19	34	55.9
7.Kurt Riebel-KS	19/ 41	27	50	54
8.Nathan Heinritz-WI	41/ 38	54	82	65.9
9.Kyle Bidwell-KS	12/ 40	22	38	57.9
10.Thomas Lee-SD	35/ 40	41	62	66.1
11.Trevor Sipma-ND	27/ 43	24	52	46.2
W- 7 L- 4	380	329	504	65.3

7.Matthew Korpela-MN

OPPONENT	SCORE	R	SP	%
1.Kurt Riebel-KS	14/ 40	21	40	52.5
2.Nathan Heinritz-WI	16/ 41	29	54	53.7
3.Michael Bowman-MO	4/ 41	18	34	52.9
4.Kyle Bidwell-KS	42/ 29	54	68	79.4
5.Thomas Lee-SD	24/ 44	33	54	61.1
6.Trevor Sipma-ND	18/ 41	24	46	52.2
7.Martin Ross Williams-MO	42/ 15	31	42	73.8
8.Joe Rolfes-MN	40/ 15	29	46	63
9.Joshua Bowerman-NY	42/ 38	39	62	62.9
10.John Perry-NY	38/ 41	40	72	55.6
11.Matt Fuller-WA	41/ 25	32	54	59.3
W- 5 L- 6	321	350	572	61.2

9.Matt Fuller-WA

OPPONENT	SCORE	R	SP	%
1.Trevor Sipma-ND	22/ 42	28	50	56
2.Kurt Riebel-KS	41/ 21	43	56	76.8
3.Nathan Heinritz-WI	9/ 41	16	32	50
4.Michael Bowman-MO	8/ 43	20	42	47.6
5.Kyle Bidwell-KS	29/ 40	40	64	62.5
6.Thomas Lee-SD	23/ 42	31	52	59.6
7.Joe Rolfes-MN	40/ 17	23	36	63.9
8.John Perry-NY	27/ 41	35	58	60.3
9.Martin Ross Williams-MO	39/ 44	42	70	60
10.Joshua Bowerman-NY	42/ 33	37	60	61.7
11.Matthew Korpela-MN	25/ 41	27	54	50
W- 3 L- 8	305	342	574	59.6

11.Martin Ross Williams-MO

OPPONENT	SCORE	R	SP	%
1.Michael Bowman-MO	20/ 42	22	44	50
2.Kyle Bidwell-KS	21/ 40	19	40	47.5
3.Thomas Lee-SD	18/ 41	30	48	62.5
4.Trevor Sipma-ND	19/ 44	16	38	42.1
5.Kurt Riebel-KS	17/ 40	26	46	56.5
6.Nathan Heinritz-WI	11/ 40	14	40	35
7.Matthew Korpela-MN	15/ 42	22	42	52.4
8.Joshua Bowerman-NY	35/ 42	34	60	56.7
9.Matt Fuller-WA	44/ 39	42	70	60
10.Joe Rolfes-MN	43/ 0	20	26	76.9
11.John Perry-NY	39/ 41	27	58	46.6
W- 2 L- 9	282	272	512	53.1

4.Kurt Riebel-KS

OPPONENT	SCORE	R	SP	%
1.Matthew Korpela-MN	40/ 14	30	40	75
2.Matt Fuller-WA	21/ 41	36	56	64.3
3.Joe Rolfes-MN	40/ 14	30	46	65.2
4.John Perry-NY	45/ 18	27	46	58.7
5.Martin Ross Williams-MO	40/ 17	35	46	76.1
6.Joshua Bowerman-NY	41/ 28	35	54	64.8
7.Michael Bowman-MO	41/ 19	35	50	70
8.Thomas Lee-SD	22/ 40	44	64	68.8
9.Trevor Sipma-ND	40/ 30	41	62	66.1
10.Kyle Bidwell-KS	32/ 41	41	66	62.1
11.Nathan Heinritz-WI	17/ 40	25	46	54.3
W- 7 L- 4	379	379	576	65.8

6.Trevor Sipma-ND

OPPONENT	SCORE	R	SP	%
1.Matt Fuller-WA	42/ 22	34	50	68
2.Joe Rolfes-MN	42/ 6	23	38	60.5
3.John Perry-NY	45/ 37	31	52	59.6
4.Martin Ross Williams-MO	44/ 19	25	38	65.8
5.Joshua Bowerman-NY	41/ 15	31	46	67.4
6.Matthew Korpela-MN	41/ 18	32	46	69.6
7.Thomas Lee-SD	13/ 40	27	42	64.3
8.Kyle Bidwell-KS	39/ 40	40	58	69
9.Kurt Riebel-KS	30/ 40	38	62	61.3
10.Nathan Heinritz-WI	10/ 40	23	44	52.3
11.Michael Bowman-MO	43/ 27	29	52	55.8
W- 7 L- 4	390	333	528	63.1

8.John Perry-NY

OPPONENT	SCORE	R	SP	%
1.Kyle Bidwell-KS	34/ 40	36	58	62.1
2.Thomas Lee-SD	13/ 41	32	52	61.5
3.Trevor Sipma-ND	37/ 45	28	52	53.8
4.Kurt Riebel-KS	18/ 45	18	46	39.1
5.Nathan Heinritz-WI	21/ 41	27	48	56.3
6.Michael Bowman-MO	14/ 40	11	34	32.4
7.Joshua Bowerman-NY	27/ 41	30	56	53.6
8.Matt Fuller-WA	41/ 27	39	58	67.2
9.Joe Rolfes-MN	42/ 12	27	46	58.7
10.Matthew Korpela-MN	41/ 38	41	72	56.9
11.Martin Ross Williams-MO	41/ 39	29	58	50
W- 4 L- 7	329	318	580	54.8


10.Joshua Bowerman-NY

OPPONENT	SCORE	R	SP	%
1.Nathan Heinritz-WI	15/ 41	20	40	50
2.Michael Bowman-MO	3/ 40	8	24	33.3
3.Kyle Bidwell-KS	31/ 40	38	62	61.3
4.Thomas Lee-SD	20/ 45	29	50	58
5.Trevor Sipma-ND	15/ 41	23	46	50
6.Kurt Riebel-KS	28/ 41	30	54	55.6
7.John Perry-NY	41/ 27	34	56	60.7
8.Martin Ross Williams-MO	42/ 35	37	60	61.7
9.Matthew Korpela-MN	38/ 42	36	62	58.1
10.Matt Fuller-WA	33/ 42	33	60	55
11.Joe Rolfes-MN	40/ 27	25	50	50
W- 3 L- 8	306	313	564	55.5

12.Joe Rolfes-MN

OPPONENT	SCORE	R	SP	%
1.Thomas Lee-SD	9/ 45	12	28	42.9
2.Trevor Sipma-ND	6/ 42	11	38	28.9
3.Kurt Riebel-KS	14/ 40	23	46	50
4.Nathan Heinritz-WI	12/ 44	18	40	45
5.Michael Bowman-MO	7/ 40	21	42	50
6.Kyle Bidwell-KS	15/ 42	23	46	50
7.Matt Fuller-WA	17/ 40	15	36	41.7
8.Matthew Korpela-MN	15/ 40	21	46	45.7
9.John Perry-NY	12/ 42	16	46	34.8
10.Martin Ross Williams-MO	0/ 43	7	26	26.9
11.Joshua Bowerman-NY	27/ 40	22	50	44
W- 0 L- 11	134	189	444	42.6

JUNIOR GIRLS DIVISION CHAMPIONSHIP CLASS



JUNIOR GIRLS DIVISION

CHAMPIONSHIP CLASS 2007 WORLD

1. Mary Hargett	SC	59.77	5/0	120	192	62.50	204
2. Crystal Sheehan	MN	62.95	4/1	99	218	45.41	191
3. Kimberly Jones	TX	36.14	3/2	92	224	41.07	148
4. Renee Leach	ME	34.55	2/3	96	216	44.44	164
5. Aleena Cook	WI	33.86	1/4	43	168	25.60	71
6. Shaina Stover	SD	33.61	0/5	44	198	22.22	53

1. Mary Hargett-SC

OPPONENT	SCORE	R	SP	%
1. Aleena Cook-WI	42/ 3	18	24	75.0
2. Renee Leach-ME	40/ 27	30	54	55.6
3. Shaina Stover-SD	40/ 4	23	38	60.5
4. Kimberly Jones-TX	41/ 7	24	30	80.0
5. Crystal Sheehan-MN	41/ 27	25	46	54.3
W- 5 L- 0	204	120	192	62.5

3. Kimberly Jones-TX

OPPONENT	SCORE	R	SP	%
1. Renee Leach-ME	43/ 21	26	46	56.5
2. Shaina Stover-SD	41/ 9	17	48	35.4
3. Crystal Sheehan-MN	16/ 43	19	54	35.2
4. Mary Hargett-SC	7/ 41	13	30	43.3
5. Aleena Cook-WI	41/ 21	17	46	37.0
W- 3 L- 2	148	92	224	41.1

5. Aleena Cook-WI

OPPONENT	SCORE	R	SP	%
1. Mary Hargett-SC	3/ 42	5	24	20.8
2. Crystal Sheehan-MN	1/ 41	3	22	13.6
3. Renee Leach-ME	6/ 43	5	34	14.7
4. Shaina Stover-SD	40/ 10	19	42	45.2
5. Kimberly Jones-TX	21/ 41	11	46	23.9
W- 1 L- 4	71	43	168	25.6

2. Crystal Sheehan-MN

OPPONENT	SCORE	R	SP	%
1. Shaina Stover-SD	40/ 21	14	42	33.3
2. Aleena Cook-WI	41/ 1	16	22	72.7
3. Kimberly Jones-TX	43/ 16	27	54	50.0
4. Renee Leach-ME	40/ 31	21	54	38.9
5. Mary Hargett-SC	27/ 41	21	46	45.7
W- 4 L- 1	191	99	218	45.4

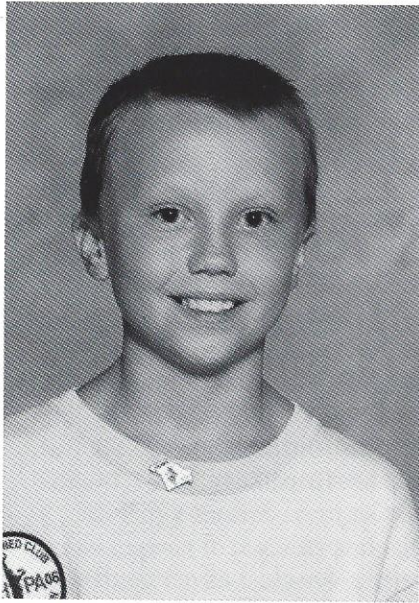
4. Renee Leach-ME

OPPONENT	SCORE	R	SP	%
1. Kimberly Jones-TX	21/ 43	19	46	41.3
2. Mary Hargett-SC	27/ 40	26	54	48.1
3. Aleena Cook-WI	43/ 6	17	34	50.0
4. Crystal Sheehan-MN	31/ 40	19	54	35.2
5. Shaina Stover-SD	42/ 9	15	28	53.6
W- 2 L- 3	164	96	216	44.4

6. Shaina Stover-SD

OPPONENT	SCORE	R	SP	%
1. Crystal Sheehan-MN	21/ 40	9	42	21.4
2. Kimberly Jones-TX	9/ 41	8	48	16.7
3. Mary Hargett-SC	4/ 30	11	38	28.9
4. Aleena Cook-WI	10/ 40	10	42	23.8
5. Renee Leach-ME	9/ 42	6	28	21.4
W- 0 L- 5	53	44	198	22.2

JUNIOR BOYS & GIRLS 9 AND UNDER CHAMPIONSHIP CLASS



JUNIOR BOYS & GIRLS DIVISION 9 2007 WORLD

1. Nathan Evers	MO	44.28	5/0	59	200	29.5	177
2. Wyatt Bennett	NM	13.26	4/1	57	200	28.5	161
3. Travis Sluys	CA	19.13	3/2	50	200	25.0	160
4. Andrew D. Lau	MO	12.16	2/3	30	200	15.0	111
5. Katie Hines	MO	1.25	1/4	5	200	2.5	31
6. Sam Lynch	KS	2.91	0/5	3	200	1.5	26

1. Nathan Evers-MO

OPPONENT	SCORE	R	SP	%
1. Katie Hines-MO	37/ 5	10	40	25.0
2. Sam Lynch-KS	35/ 4	10	40	25.0
3. Wyatt Bennett-NM	44/ 25	16	40	40.0
4. Andrew D. Lau-MO	33/ 17	11	40	27.5
5. Travis Sluys-CA	28/ 18	12	40	30.0
W- 5 L- 0	177	59	200	29.5

2. Wyatt Bennett-NM

OPPONENT	SCORE	R	SP	%
1. Andrew D. Lau-MO	27/ 18	12	40	30.0
2. Katie Hines-MO	55/ 3	17	40	42.5
3. Nathan Evers-MO	25/ 44	11	40	27.5
4. Travis Sluys-CA	25/ 20	9	40	22.5
5. Sam Lynch-KS	29/ 7	8	40	20.0
W- 4 L- 1	161	57	200	28.5

3. Travis Sluys-CA

OPPONENT	SCORE	R	SP	%
1. Sam Lynch-KS	41/ 7	9	40	22.5
2. Andrew D. Lau-MO	41/ 15	15	40	37.5
3. Katie Hines-MO	40/ 2	9	40	22.5
4. Wyatt Bennett-NM	20/ 25	9	40	22.5
5. Nathan Evers-MO	18/ 28	8	40	20.0
W- 3 L- 2	160	50	200	25.0

4. Andrew D. Lau-MO


OPPONENT	SCORE	R	SP	%
1. Wyatt Bennett-NM	18/ 27	7	40	17.5
2. Travis Sluys-CA	15/ 41	8	40	20.0
3. Sam Lynch-KS	37/ 2	6	40	15.0
4. Nathan Evers-MO	17/ 33	4	40	10.0
5. Katie Hines-MO	24/ 13	5	40	12.5
W- 2 L- 3	111	30	200	15.0

5. Katie Hines-MO

OPPONENT	SCORE	R	SP	%
1. Nathan Evers-MO	5/ 37	1	40	2.5
2. Wyatt Bennett-NM	3/ 55	2	40	5.0
3. Travis Sluys-CA	2/ 40	0	40	0.0
4. Sam Lynch-KS	8/ 6	0	40	0.0
5. Andrew D. Lau-MO	13/ 24	2	40	5.0
W- 1 L- 4	31	5	200	2.5


6. Sam Lynch-KS

OPPONENT	SCORE	R	SP	%
1. Travis Sluys-CA	4/ 41	1	40	2.5
2. Nathan Evers-MO	4/ 35	2	40	5.0
3. Andrew D. Lau-MO	2/ 37	0	40	0.0
4. Katie Hines-MO	6/ 8	0	40	0.0
5. Wyatt Bennett-NM	7/ 29	0	40	0.0
W- 0 L- 5	26	3	200	1.5



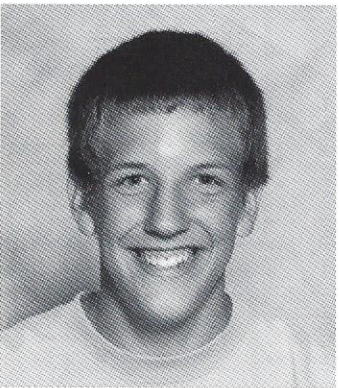
Junior Boys and Girls Division A

1. Michael Bowman	MO	75.34	10	2	321	480	66.88	374
2. Thomas Lee	SD	75.72	9	3	352	480	73.33	382
3. Kyle Bidwell	KS	68.40	8.5	2.5	296	440	67.27	317
4. Nathan Heinritz	WI	68.98	8	3	290	440	65.91	364
5. Kurt Riebel	KS	65.56	7.5	3.5	288	440	65.45	310
6. Matt Fuller	WA	65.05	6	5	269	440	61.14	292
7. Matthew Korpela	MN	67.64	6	5	258	440	58.64	264
8. Mary * Hargett	SC	60.86	5	6	263	440	59.77	281
9. Martin Ross Williams	MO	58.13	3	8	236	440	53.64	253
10. John Perry	NY	64.74	3	8	231	440	52.50	227




Junior Boys and Girls Division B

1. Joshua Bowerman	NY	52.52	11	0	248	440	56.36	417
2. Crystal * Sheehan	MN	44.25	9	2	277	440	62.95	383
3. Trevor Sipma	ND	53.65	9	2	271	440	61.59	432
4. Seth Limbach	NE	46.55	7	4	203	440	46.14	316
5. Logan Harper	OK	44.00	6.5	4.5	181	440	41.14	287
6. Chris Hallman	GA	48.94	5.5	5.5	170	440	38.64	271
7. Clayton Bonham III	MI	46.32	5	6	177	440	40.23	304
8. Kimberly * Jones	TX	46.52	4.5	6.5	159	440	36.14	244
9. Aleena * Cook	WI	44.44	4.5	6.5	149	440	33.86	233
10. Austin Bailey	IL	44.50	2	9	160	440	36.36	215
11. Renee * Leach	ME	45.04	1	10	152	440	34.55	201
12. Blake Roberts	OH	39.63	1	10	137	440	31.14	182




Junior Boys and Girls Division C

1. Joe Rolfes	MN	36.71	9	0	165	360	45.83	354
2. Moses Isham	OK	31.38	6	3	132	360	36.67	288
3. Chip Sloan	MO	33.65	6	3	125	360	34.72	266
4. Shaina * Stover	SD	36.59	6	3	121	360	33.61	247
5. Joey Mueller	MN	35.05	5	4	115	360	31.94	233
6. Cory Poff	TX	31.71	5	4	92	360	25.56	219
7. Kayla * Phelps	TX	33.21	3	6	81	360	22.50	181
8. Clayton Afinowicz	TX	33.19	3	6	63	360	17.50	164
9. Nicolas Pigman	TX	33.58	1	8	97	360	26.94	172
10. Alan Crawford	GA	33.02	1	8	75	360	20.83	147



Junior Boys and Girls Division D

1. Marcus Santillana	CA	29.19	8.5	0.5	151	360	41.94	360
2. Casey Swart	MN	30.49	7	2	116	360	32.22	281
3. Daniel J. Allen	MO	29.55	6.5	2.5	117	360	32.50	279
4. Nathan Scott	UT	25.68	6	3	124	360	34.44	279
5. Daniel Wharton	CA	28.25	6	3	104	360	28.89	226
6. Zach Tiger	OK	22.95	4	5	90	360	25.00	214
7. Tylor G. Hines	MO	23.26	3	6	86	360	23.89	209
8. Tyler Harper	OK	23.00	3	6	80	360	22.22	210
9. Alex Roberts	MO	26.00	1	8	66	360	18.33	159
10. Adrienne * Koonce	IL	27.41	0	9	77	360	21.39	174



Junior Boys and Girls Division E

1.Jordon Lange	AZ	21.61	11	0	163	440	37.05	425
2.Zachary Short	MD	19.93	9	2	116	440	26.36	290
3.Caleb Deer	OK	14.37	9	2	115	440	26.14	269
4.Bethany * Britton	SD	16.48	7.5	3.5	102	440	23.18	279
5.Taylor * Easley	AR	17.96	7	4	106	440	24.09	263
6.Alan Duffy	IA	17.23	5	6	88	440	20.00	233
7.Bruce Thomson	MO	14.00	4	7	91	440	20.68	213
8.Sarah * Dunham	SD	13.83	4	7	86	440	19.55	199
9.Nathan Duffy	IA	12.09	4	7	66	440	15.00	214
10.Katie * Sheehan	MN	15.80	3.5	7.5	70	440	15.91	230
11.Rachel * Cowan	VA	15.00	2	9	33	440	7.50	129



Junior Boys and Girls Division F

1.Hannah * Dods	MO	5.73	9	2	80	440	18.18	324
2.Austin Jackson	WA	7.67	8.5	2.5	64	440	14.55	266
3.Matthew R. Lau	MO	12.03	8	3	53	440	12.05	248
4.Kristin * Koonce	IL	10.95	8	3	50	440	11.36	233
5.Mike Cody	IL	10.68	5	6	56	440	12.73	230
6.Randy Jackson	OK	6.34	4.5	6.5	39	440	8.86	179
7.Howard Reed	NE	10.29	4.5	6.5	26	440	5.91	134
8.Jennifer * Trader	ND	9.96	4	7	34	440	7.73	204
9.Keven Buschkamp	NE	9.37	4	7	31	440	7.05	172
10.Mason Crane	OK	8.50	3.5	7.5	40	440	9.09	190
11.Paige * Highley	MO	5.94	3.5	7.5	27	440	6.14	174
12.Billie May * Bonham	MI	11.81	3.5	7.5	25	440	5.68	144




Little Girl - Big Form



Hunter, a little 5 year old from Ardmore, was seen pitching horseshoes and photographed by Jane Smith. She was so cute and her form was so good.

Balancing Horseshoe



Ken Grossman and Glen Berglund were pitching in Senior Men's Class G. Glen had pitched first and when Ken threw his shoes, one landed on top of Glen's shoe and hung up on the stake!

Cool Scorekeeper



Phyl Quist from Washington State is shown here; keeping score and staying warm. The air conditioning made for comfortable pitching, but caused the need for jackets and blankets for the scorekeepers.



All the equipment you need . . .



HORSESHOES
PAIRS OR SETS

SCOREPADS • ROUND ROBIN
CARDS • JUDGING TOOLS • GAUGES •
PERCENTAGE BOOKS • CAPS • TOWELS • CARRYING CASES • WINDBREAKERS • SWEATSHIRTS • TEE SHIRTS • AND MORE!

Support Your
National
Horseshoe
Pitchers
Association.

Contact a
Distributor
near you for the
products shown
in this ad and
many other
Game Related
Items.

NHPA GAME RELATED SALES DISTRIBUTORS

NHPA Game Related Sales
Roy Evans, Director
2366 Centerline Industrial Dr.
St. Louis, MO 63146-3302
Ph: (314) 567-0471
Cell: (314) 518-2359
Fax: (314) 567-0473
nhpagrs@evanspe.com

MIKE LITTELL
4363 Shoreline Dr.
Spring Park, MN 55384
(612)327-6350
Mikeshorseshoe@yahoo.
com
www.mikeshorseshoes.com

WALLY SHIPLEY
HORSESHOE OUTLET
Managed by Hal Griswold
32612 Balearic Road
Dana Point, CA 92629
(949) 496-0577
setibird@yahoo.com

KIMMY'S HORSESHOES
Kim Stockli
109 Lamont Ct.
Vallejo, CA 94591
(866) 644-0487
sales@kimmysnchpashoes.com
www.kimmysnchpashoes.com

HARRIS HORSESHOE
PITCHING SUPPLIES
P.O. Box 781
Daingerfield, TX 75638
(903) 645-7313 or
(903) 573-3415
harrishorseshoes@aol.com
www.harrishorseshoes.com

JIM & CAM SHILLING
5044 A County Rd. 64
Spencerville, IN 46788
(260) 238-4879
shilling4@mindspring.com

PORK'S SHOE SHACK
Ron Taylor
1915 Molly Circle
York, SC 29745
(803) 684-1453
ron@porksshoeshack.com
www.porksshoeshack.com

DENNIS OHMS
777 W. Midvalley Road
Cedar City, UT 84720
Daytime: (435) 586-9352
Evening: (866) 586-9353
ohms@netutah.com
www.geocities.com/yosemite/
trails/8270

Now in 12 models!

All shoes are NHPA Sanctioned.

Pairs are match weighted to within 1/5 of an ounce.

All models are dead soft.

There's a shoe for every style!




Add some horsepower to your game!


Pitch Thoroughbred Horseshoes!




MUSTANG




BRONCO PRO-FLIP



SNYDER E-Z FLIP




SNYDER E-Z FLIP II




MAGNET




SIX SHOOTER




SIDEWINDER




GLORY




PONY (Approx. 2 lbs. 4 oz.)



SIX HIX



G-X-L (Under 2 pounds!)



CHALLENGER


View all our products and order on-line at: www.horseshoesonline.com

Call anytime for prices:
1-800-841-4685

Manufactured by:
W WHITE
DISTRIBUTORS
All models are made in the USA

All of the above models are available through any NHPA Game Related Sales Agent





THE ORIGINAL CLAY for your HORSESHOE PIT

- **Easy Maintenance**
- **Won't Stick to Shoes**
- **Reduces Bounce**
- **Odorless**
- **100% Natural Kentucky Blue Clay**
- **No Additives**
- **Readily Available**

Available in bags, super sacks and in bulk truckloads. To place an order call

KENLITE **BROOKS, KENTUCKY**
502-957-2103

NHPA NEWSLINE

VOL. 19, NO. 5

Subscription Office

3085 76th St., Franksville, WI 53126

CHANGE SERVICE REQUESTED

PRESORTED
STANDARD
US POSTAGE PAID
LANSING, MI
PERMIT NO 933